
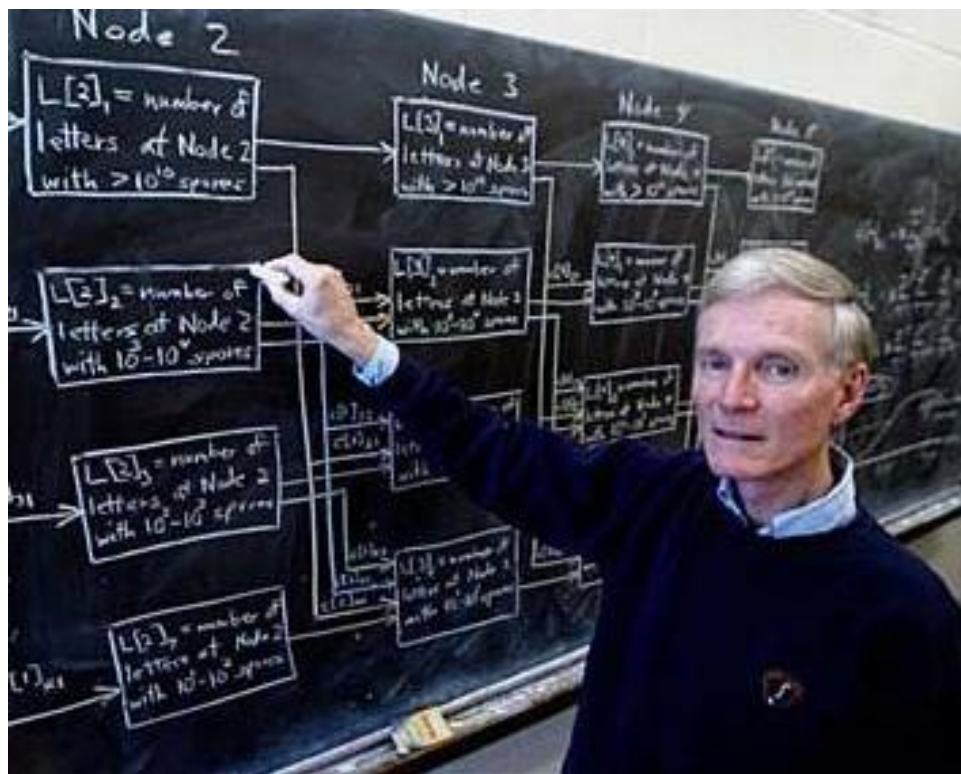



Mathematics in a Dangerous Time



Applied Math Workshop, UIUC, May 17, 2003

Douglas N. Arnold, Institute for Mathematics & its Applications



Institute for
Mathematics
and its Applications

The breaking of the German enigma code by Polish and British mathematicians (Rejewski, Turing, . . .) and the breaking of the Japanese PURPLE code by the Americans shortened the war by ≈ 2 years.



The breaking of the German enigma code by Polish and British mathematicians (Rejewski, Turing, . . .) and the breaking of the Japanese PURPLE code by the Americans shortened the war by ≈ 2 years.



The NSA is a direct outcome.

The breaking of the German enigma code by Polish and British mathematicians (Rejewski, Turing, . . .) and the breaking of the Japanese PURPLE code by the Americans shortened the war by ≈ 2 years.



The NSA is a direct outcome.

Far from over: NSA is the largest single employer of mathematics Ph.D.s in the world, hiring 40–60 per year.

DES was broken in 2000, AES is not provably secure.

Will quantum cryptography and quantum factorization could change the landscape?

Some other mathematicians in U.S. war effort

Norbert Weiner

George Dantzig

James Givens

Richard Hamming

Alston Householder

John Kemeny

Cornelius Lanczos

Norbert Weiner

Garrett Birkhoff

Witold Hurewicz

Cathleen Morawetz

Olga Taussky-Todd

Nathan Jacobson

J. Ernest Wilkins

Peter Lax

John von Neumann

Isaac Schoenberg

John Synge

Stanislaw Ulam

John Crank

James Wilkinson

James Alexander

Daniel Gorenstein

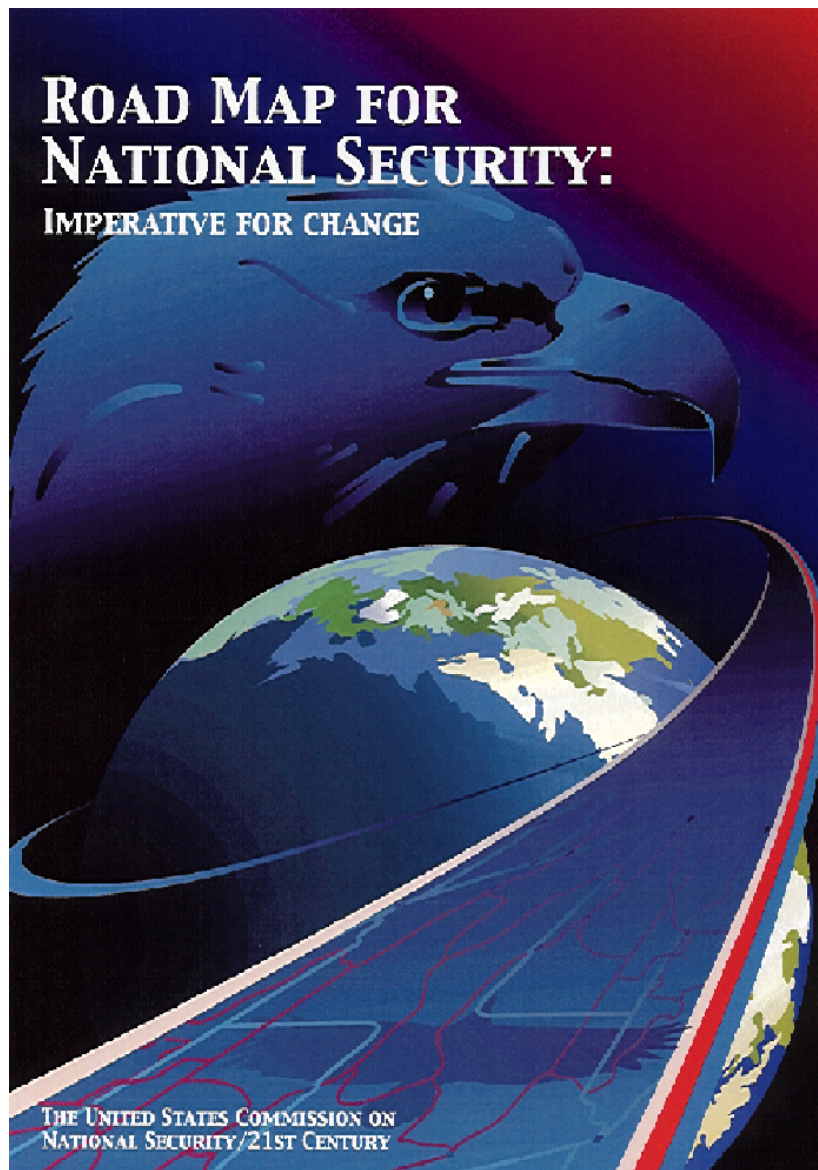
Solomon Lefschetz

Marshall Stone

Paul Halmos

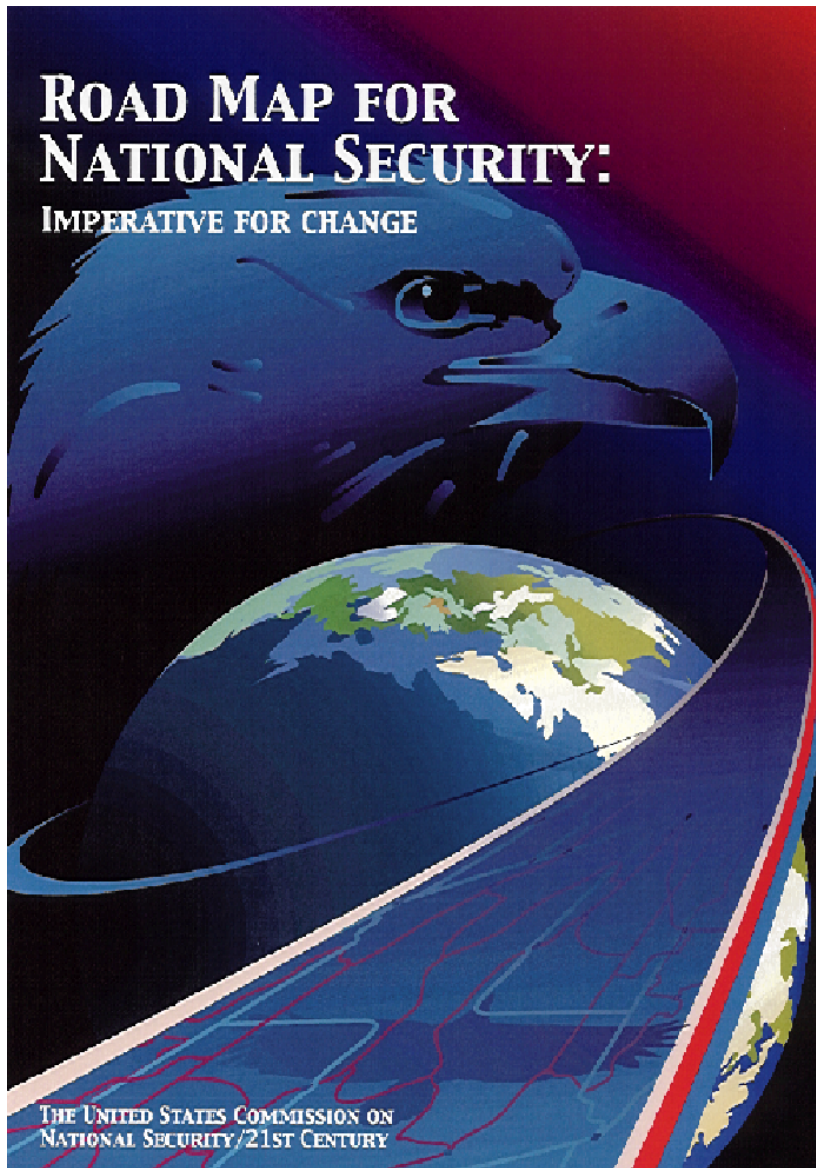
John Tukey

Nicholas Metropolis

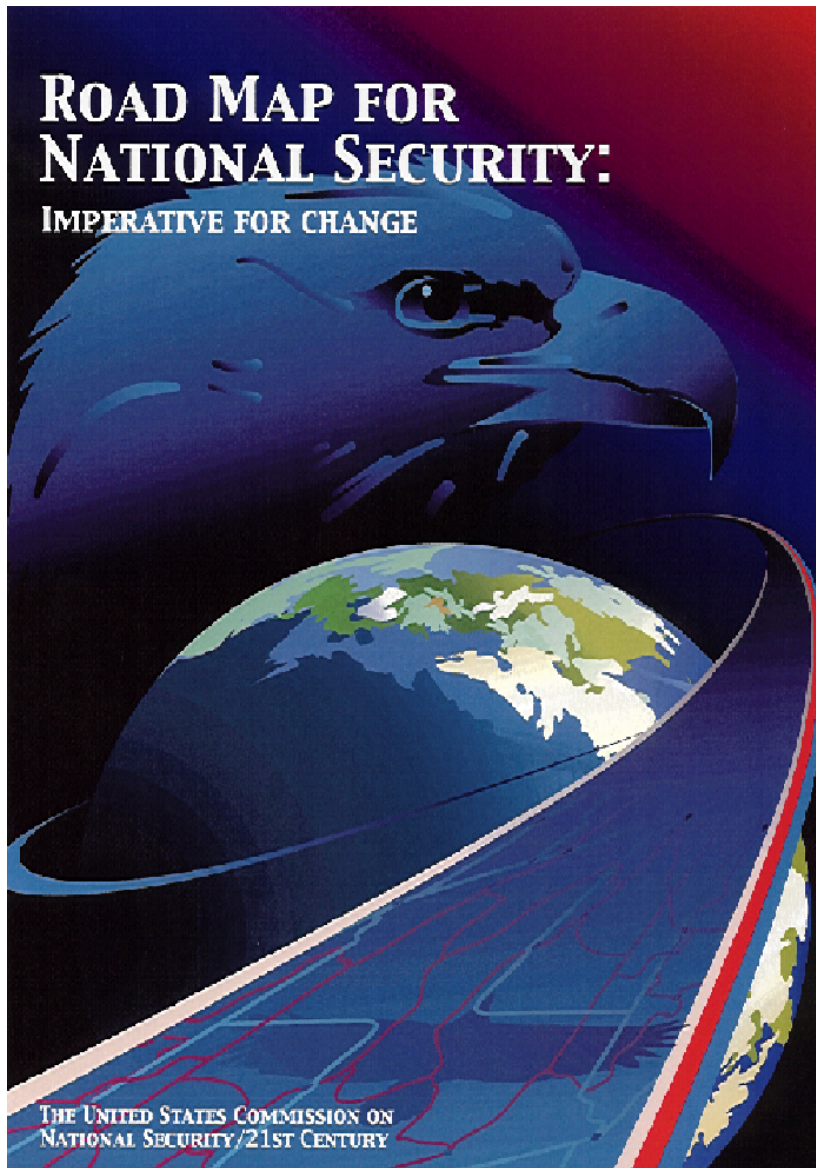


February 2001: Hart–Rudman report

A direct attack against American citizens on American soil is likely over the next quarter century.



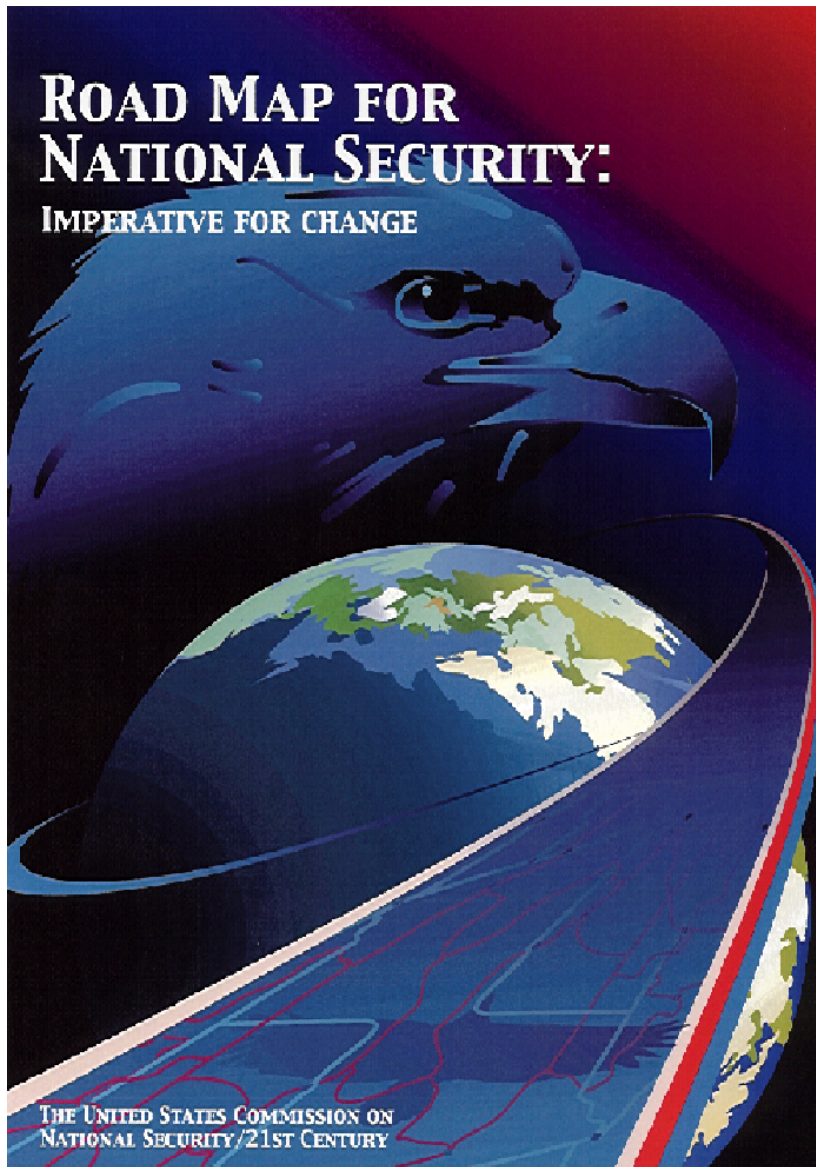
February 2001: Hart–Rudman report



A direct attack against American citizens on American soil is likely over the next quarter century.

The inadequacies of our systems of research and education pose a greater threat to the U.S. national security. . . than any potential conventional war that we might imagine.


February 2001: Hart–Rudman report



A direct attack against American citizens on American soil is likely over the next quarter century.

The inadequacies of our systems of research and education pose a greater threat to the U.S. national security. . . than any potential conventional war that we might imagine.

The President should propose, and the Congress should support, doubling the U.S. government's investment in science and technology research and development by 2010.




May 2002: NSF/MPS responds to Hart–Rudman

White paper from MPS Advisory Committee
(W. Pulleyblank, chair)

May 2002: NSF/MPS responds to Hart–Rudman

White paper from MPS Advisory Committee
(W. Pulleyblank, chair)

- *NSF/MPS should continue to focus on its strength in basic research, while responding to issues of national priority, such as homeland security and science education.*



May 2002: NSF/MPS responds to Hart–Rudman

White paper from MPS Advisory Committee
(W. Pulleyblank, chair)

- *NSF/MPS should continue to focus on its strength in basic research, while responding to issues of national priority, such as homeland security and science education.*
- *The MPS Directorate should play a leadership role in convening a strategic meeting with other agencies to discuss domains of interest and establish coordination of activities.*

May 2002: NSF/MPS responds to Hart–Rudman

White paper from MPS Advisory Committee
(W. Pulleyblank, chair)

- *NSF/MPS should continue to focus on its strength in basic research, while responding to issues of national priority, such as homeland security and science education.*
- *The MPS Directorate should play a leadership role in convening a strategic meeting with other agencies to discuss domains of interest and establish coordination of activities.*
- *The MPS Directorate should take actions that will support the formation and maintenance of an active, national community involved in carrying out research in areas relevant to homeland security.*

November 2002: 3-day NSF MPS/IC workshop: Approaches to Combat Terrorism: Opportunities for Basic Research

November 2002: 3-day NSF MPS/IC workshop: Approaches to Combat Terrorism: Opportunities for Basic Research

April 2003: NSF Solicitation: Approaches to Combat Terrorism: Opportunities in Basic Research in the Mathematical and Physical Sciences with the Potential to Contribute to National Security

November 2002: 3-day NSF MPS/IC workshop: Approaches to Combat Terrorism: Opportunities for Basic Research

April 2003: NSF Solicitation: Approaches to Combat Terrorism: Opportunities in Basic Research in the Mathematical and Physical Sciences with the Potential to Contribute to National Security

- supplements to existing grants
- proposals for Small Grants for Exploratory Research
- proposals for workshops

deadline: July 17

Some relevant meetings

- March 2002: DIMACS workshop: Mathematical Sciences Methods for the Study of Deliberate Releases of Biological Agents and their Consequences
- April 2002: BMSA meeting: The Mathematical Sciences' Role in Homeland Security
- September 2002: IMA workshop: Operational Modeling and Biodefense: Problems, Techniques, and Opportunities

An example: bioterrorism preparedness


How do we prepare our response to the deliberate release of pathogens?

Our plans effect the probability of an event (deterrence) as well as the consequences.




Aspects of bioterror preparedness

- Intelligence, prediction, and detection
- Planning and policy




Aspects of bioterror preparedness

- Intelligence, prediction, and detection
 - Exploitation of existing data streams
- Planning and policy



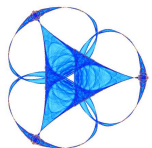
Aspects of bioterror preparedness

- Intelligence, prediction, and detection
 - Exploitation of existing data streams
 - Development and deployment of new sensor networks
- Planning and policy



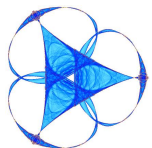
Aspects of bioterror preparedness

- Intelligence, prediction, and detection
 - Exploitation of existing data streams
 - Development and deployment of new sensor networks
- Planning and policy
 - Vaccination protocols. who, when, . . .



Aspects of bioterror preparedness

- Intelligence, prediction, and detection
 - Exploitation of existing data streams
 - Development and deployment of new sensor networks
- Planning and policy
 - Vaccination protocols. who, when, . . .
 - Stockpile and inventory. vaccine, hospital beds, morgue capacity, personnel, . . .



Aspects of bioterror preparedness

- Intelligence, prediction, and detection
 - Exploitation of existing data streams
 - Development and deployment of new sensor networks
- Planning and policy
 - Vaccination protocols. who, when, . . .
 - Stockpile and inventory. vaccine, hospital beds,
morgue capacity, personnel, . . .
 - Resource allocation and distribution.

Aspects of bioterror preparedness

- Intelligence, prediction, and detection
 - Exploitation of existing data streams
 - Development and deployment of new sensor networks
- Planning and policy
 - Vaccination protocols. who, when, . . .
 - Stockpile and inventory. vaccine, hospital beds,
morgue capacity, personnel, . . .
 - Resource allocation and distribution.
 - Quarantine protocols.

Aspects of bioterror preparedness


- Intelligence, prediction, and detection
 - Exploitation of existing data streams
 - Development and deployment of new sensor networks
- Planning and policy
 - Vaccination protocols. who, when, . . .
 - Stockpile and inventory. vaccine, hospital beds,
morgue capacity, personnel, . . .
 - Resource allocation and distribution.
 - Quarantine protocols.
 - Evacuation protocols.

Aspects of bioterror preparedness

- Intelligence, prediction, and detection
 - Exploitation of existing data streams
 - Development and deployment of new sensor networks
- Planning and policy
 - Vaccination protocols. who, when, . . .
 - Stockpile and inventory. vaccine, hospital beds,
morgue capacity, personnel, . . .
 - Resource allocation and distribution.
 - Quarantine protocols.
 - Evacuation protocols.
 - Infrastructure modifications. airport, road closures;
postal system, communication networks. . .


Relevant mathematical techniques

- Intelligence, prediction, and detection
 - data mining, information integration
- sensor design
- Planning and policy




Relevant mathematical techniques

- Intelligence, prediction, and detection
 - data mining, information integration
 - probability/statistics
 - algebra
 - approximation theory
 - harmonic analysis
 - graph theory
 - optimization
 - geometry, topology
 - neural nets
 - sensor design
- Planning and policy



Relevant mathematical techniques

- Intelligence, prediction, and detection
 - data mining, information integration
 - probability/statistics
 - algebra
 - approximation theory
 - harmonic analysis
 - graph theory
 - optimization
 - geometry, topology
 - neural nets
 - sensor design
 - PDE
 - numerical analysis
- Planning and policy



Relevant mathematical techniques

- Intelligence, prediction, and detection
 - data mining, information integration
 - probability/statistics
 - algebra
 - approximation theory
 - harmonic analysis
 - graph theory
 - optimization
 - geometry, topology
 - neural nets
 - sensor design
 - PDE
 - numerical analysis
- Planning and policy
 - modeling bioagent dispersion
 - modeling disease spread
 - evaluating policy outcomes

Relevant mathematical techniques

- Intelligence, prediction, and detection
 - data mining, information integration
 - probability/statistics
 - algebra
 - approximation theory
 - harmonic analysis
 - graph theory
 - optimization
 - geometry, topology
 - neural nets
 - sensor design
 - PDE
 - numerical analysis
- Planning and policy
 - modeling bioagent dispersion
 - PDE
 - dynamical systems
 - ODE
 - numerical analysis
 - modeling disease spread
 - evaluating policy outcomes

Relevant mathematical techniques

- Intelligence, prediction, and detection
 - data mining, information integration
 - probability/statistics
 - algebra
 - approximation theory
 - harmonic analysis
 - graph theory
 - optimization
 - geometry, topology
 - neural nets
 - sensor design
 - PDE
 - numerical analysis
- Planning and policy
 - modeling bioagent dispersion
 - PDE
 - dynamical systems
 - ODE
 - numerical analysis
 - modeling disease spread
 - math epidemiology
 - dynamical systems
 - ODE, PDE
 - numerical analysis
 - evaluating policy outcomes

Relevant mathematical techniques

- Intelligence, prediction, and detection
 - data mining, information integration
 - probability/statistics
 - algebra
 - approximation theory
 - harmonic analysis
 - graph theory
 - optimization
 - geometry, topology
 - neural nets
 - sensor design
 - PDE
 - numerical analysis
- Planning and policy
 - modeling bioagent dispersion
 - PDE
 - dynamical systems
 - ODE
 - numerical analysis
 - modeling disease spread
 - math epidemiology
 - dynamical systems
 - ODE, PDE
 - numerical analysis
 - evaluating policy outcomes
 - all of the above
 - control theory
 - optimization, OR
 - game theory

Emergency response to a smallpox attack: The case for mass vaccination

Edward H. Kaplan^{*†}, David L. Craft[‡], and Lawrence M. Wein[§]

^{*}Yale University School of Management, and Department of Epidemiology and Public Health, Yale School of Medicine, New Haven, CT 06520-8200; and [†]Operations Research Center and [§]Sloan School of Management, Massachusetts Institute of Technology, Cambridge, MA 02139-3407

Edited by Burton H. Singer, Princeton University, Princeton, NJ, and approved June 11, 2002 (received for review May 10, 2002)

In the event of a smallpox bioterrorist attack in a large U.S. city, the interim response policy is to isolate symptomatic cases, trace and vaccinate their contacts, quarantine febrile contacts, but vaccinate more broadly if the outbreak cannot be contained by these measures. We embed this traced vaccination policy in a smallpox disease transmission model to estimate the number of cases and deaths that would result from an attack in a large urban area. Comparing the results to mass vaccination from the moment an

breaks. Surely strategies that contain smallpox epidemics under the free mixing assumption will also work under mixing patterns less favorable to the spread of disease. In this sense, our approach is to plan for the worst but hope for the best.

Absent intervention, each infectious individual generates an average of $R_0 = \beta S^0(0)/r_3$ infections early in the epidemic (8), where $S^0(0)$ is the number of susceptibles immediately after an attack at time $t = 0$, and β is the effective disease transmission

Queueing States. Until $t = 0$, there is no tracing and hence no queuing. Once $t > 0$, note that because only n tracers/vaccinators are available, the total flow out of the queueing states can never exceed $n\mu$ per day. If the system becomes congested (more than n persons are in the queue), then those in queue in disease stage j receive service at rate $n\mu Q_j/Q$, that is, the service provided is proportional to the relative numbers in queue. This explains the $\min(1, n/Q)$ in Eqs. 5–7. Disease transmission and progression continue unabated among those in the queue.

$$\frac{dQ_0}{dt} = [c - pR_0(t)] \frac{S^0}{N} r_3 I_3 - \beta I_3 Q_0 - \mu Q_0 \min(1, n/Q) \quad [5]$$

$$\begin{aligned} \frac{dQ_1}{dt} = & \beta I_3 Q_0 + \left\{ [c - pR_0(t)] \frac{I_1^0}{N} + p\lambda_1(t) \right\} r_3 I_3 \\ & - \mu Q_1 \min(1, n/Q) - r_1 Q_1 \end{aligned} \quad [6]$$

immune. However, the fraction δ of those who develop smallpox die of the disease, whereas the fraction f of all those vaccinated die of vaccine-related complications.

$$\frac{dZ}{dt} = (1 - f)(v_0 Q_0 + v_1 Q_1) \mu \min(1, n/Q) + (1 - \delta) r_4 (I_4^0 + I_4^1) \quad [14]$$

$$\frac{dD}{dt} = f\mu Q \min(1, n/Q) + \delta r_4 (I_4^0 + I_4^1). \quad [15]$$

The Functions $R_0(t)$ and $\lambda_j(t)$. When a newly symptomatic smallpox case is discovered at time t , she will have infected on average $R_0(t)$ persons over her duration of infectiousness, where

$$R_0(t) = \int_0^{t+\tau} e^{-r_3 x} \beta [S^0(t-x) + Q_0(t-x) + S^1(t-x)] dx$$

July 7, 2002

U.S. to Vaccinate 500,000 Workers Against Smallpox

By **WILLIAM J. BROAD**

The federal government will soon vaccinate roughly a half-million health care and emergency workers against smallpox as a precaution against a bioterrorist attack, federal officials said. The government is also laying the groundwork to carry out mass vaccinations of the public - a policy abandoned 30 years ago - if there is a large outbreak.

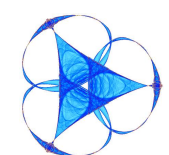
Until last month, officials had said they would soon vaccinate a few thousand health workers and would respond to any smallpox attack with limited vaccinations of the public. Since 1983, only 11,000 Americans who work with the virus and its related diseases have received a vaccination, according to the Centers for Disease Control and Prevention.

The plan to increase the number of "first responders" who receive the vaccination to roughly 500,000 from 15,000 and to prepare for a mass undertaking of vaccinations in effect acknowledges that the government's existing program is insufficient to fight a large outbreak.

Mathematical epidemiology is a well-established field which has had a real effect in medicine and public health. The pre-emptive culling strategy the British used against foot-and-mouth disease was one example.


There are lots of books, conferences, even courses at the undergraduate level.

It divides the population into groups based on disease status, age, and other considerations, and models the transitions amongs these groups by differential equations, integrodifferential equations, etc. These are studied by analysis (dynamical systems, bifurcation theory) and simulations.



SIR model of mathematical epidemiology

Although Daniel Bernoulli published a mathematical study of smallpox spread in 1760, the precursor of modern mathematical epidemiology is the SIR model of Kermack and McKendrick from the 1920's:



$$\frac{dS}{dt} = -\beta SI, \quad \frac{dI}{dt} = \beta SI - \gamma I, \quad \frac{dR}{dt} = \gamma I,$$

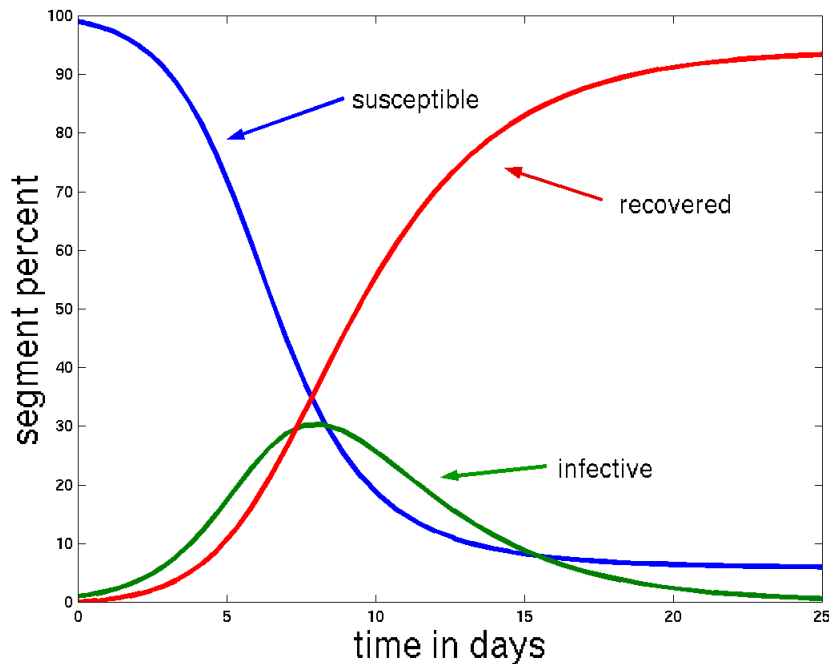
where $S + I + R = 1$ give the division of the population into susceptible, infective, and recovered segments, $\beta > 0$ the *infection rate*, $\gamma > 0$ the *removal rate*.

Threshold theorem

Theorem. *Let $S(0), I(0) > 0$, $R(0) = 1 - S(0) - I(0) \geq 0$ be given. For the solution of the SIR model with $S(0) > \gamma/\beta$, $I(t)$ increases initially until it reaches its maximum value and then decreases to zero at $t \rightarrow \infty$. Otherwise $I(t)$ decreases monotonically to zero as $t \rightarrow 0$.*

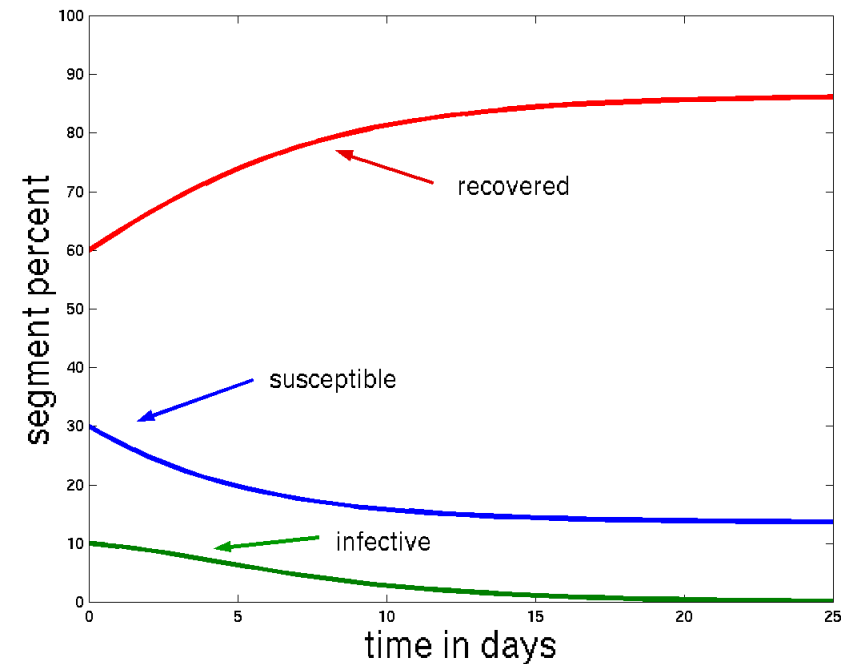
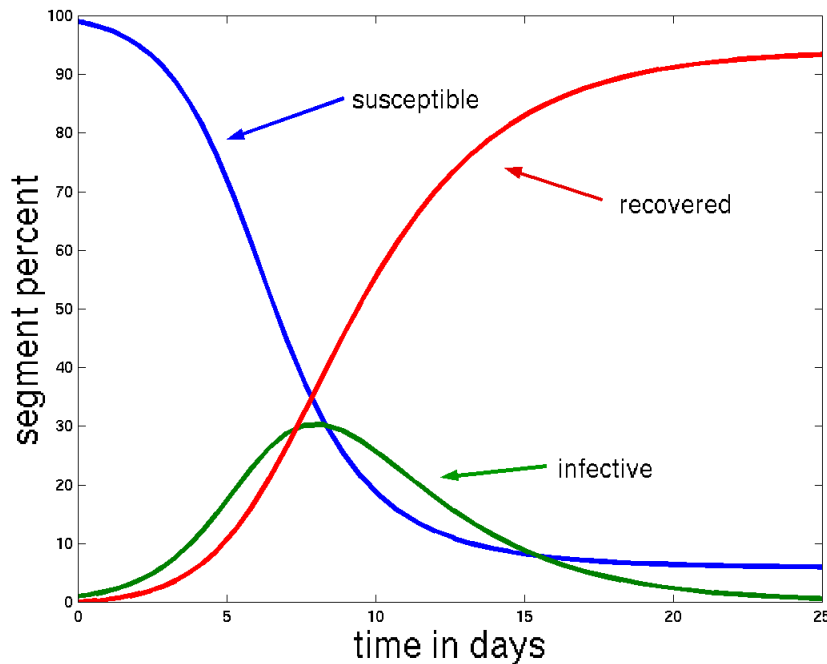
Threshold theorem

Theorem. Let $S(0), I(0) > 0$, $R(0) = 1 - S(0) - I(0) \geq 0$ be given. For the solution of the SIR model with $S(0) > \gamma/\beta$, $I(t)$ increases initially until it reaches its maximum value and then decreases to zero at $t \rightarrow \infty$. Otherwise $I(t)$ decreases monotonically to zero as $t \rightarrow 0$.



Threshold theorem

Theorem. Let $S(0), I(0) > 0$, $R(0) = 1 - S(0) - I(0) \geq 0$ be given. For the solution of the SIR model with $S(0) > \gamma/\beta$, $I(t)$ increases initially until it reaches its maximum value and then decreases to zero at $t \rightarrow \infty$. Otherwise $I(t)$ decreases monotonically to zero as $t \rightarrow 0$.

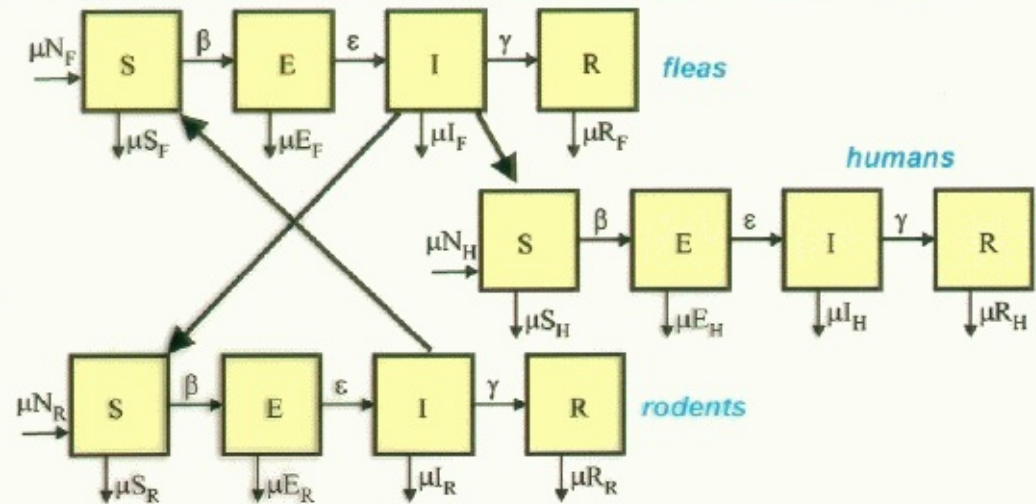


herd immunity

Plague modeling at Dynamic Technology, Inc.

Multi-patch generalization of Keeling and Gilligan, 2000

- Treating patch-patch heterogeneity by Lloyd and May's (1996) approach
- Incorporating spatial spread (city-city to transnational) by modeling transportation networks, rates via Rvachev et al. (1977) approach
- Including human pneumonic transmission term

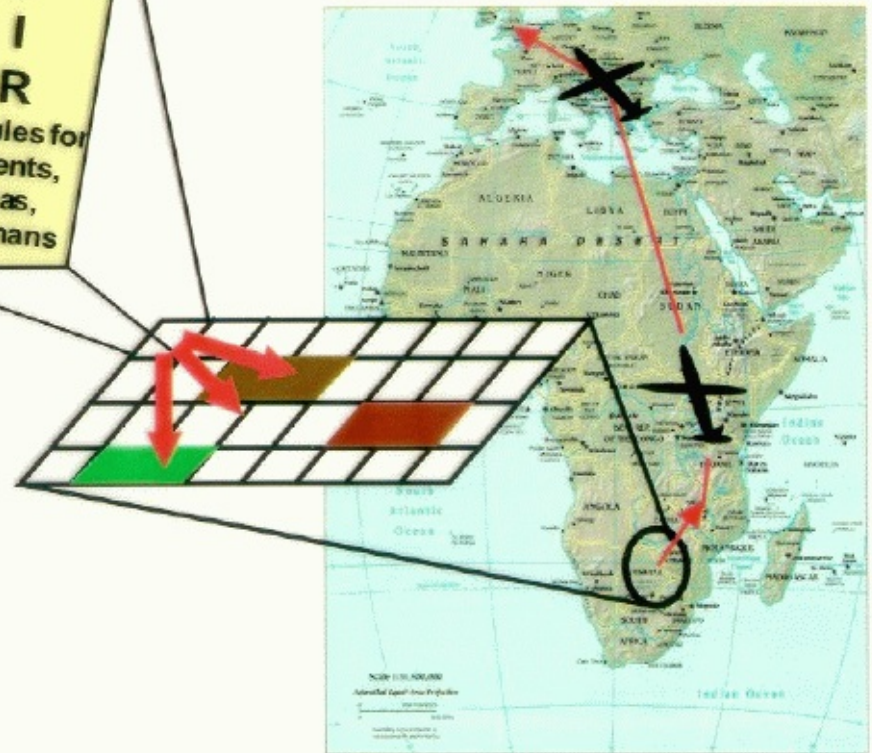



Includes essential dimensions of plague epidemiology

- Human, rodent and flea interactions
- Patch-patch ecological variation
- Regional, national and international travel and migrations
- Climatology and meteorology
- Effects of vaccination, rodent control, rodent genetic resistance to *Y. pestis*, pesticide application, and others

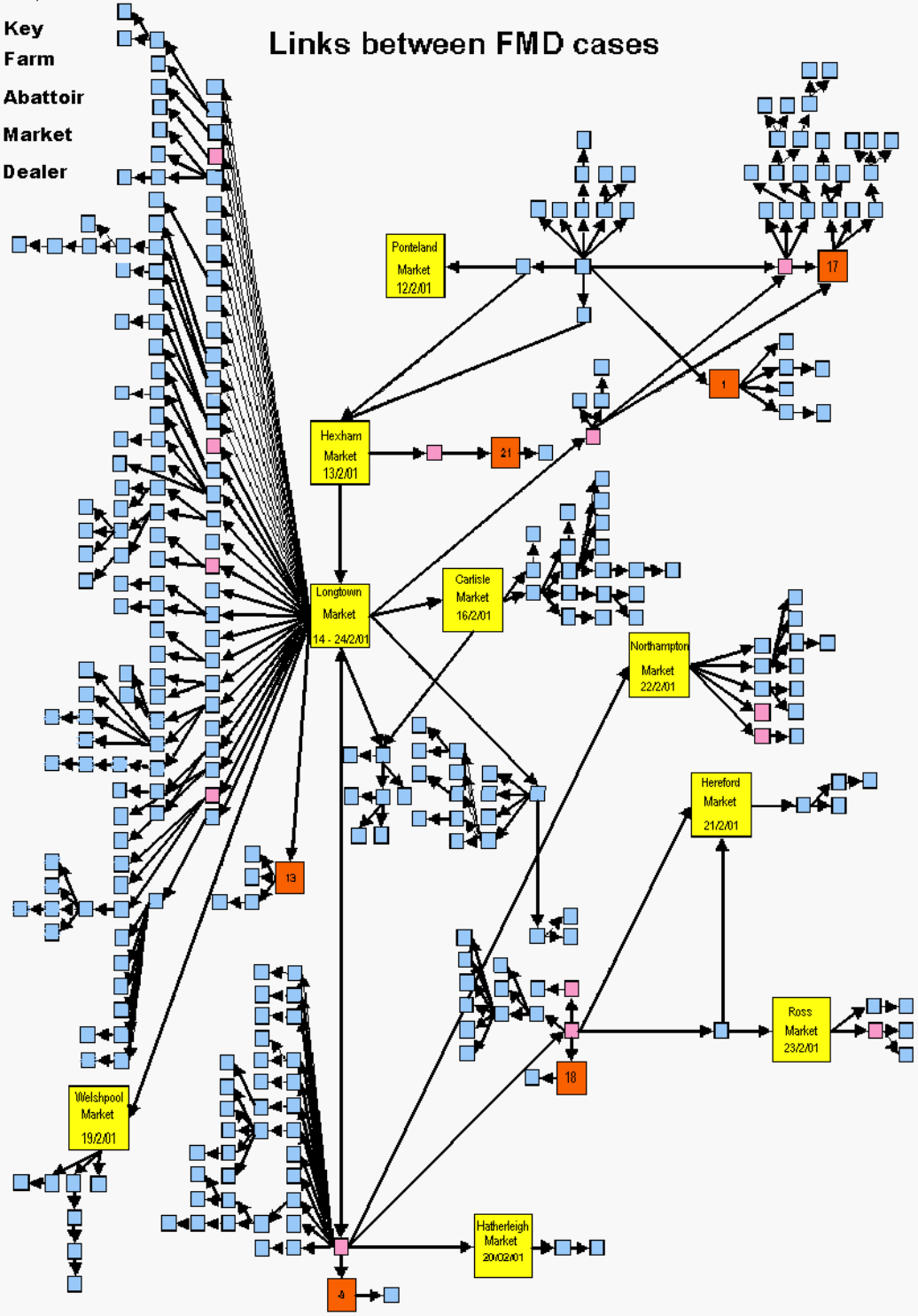
Evaluation to include

- Single-patch incidence, prevalence, R_0
- Patch-patch disease propagation and spatial spread



- Key**
- Farm
 - Abattoir
 - Market
 - Dealer

Links between FMD cases



FMD cases till 23/03/01 16:00 MAF F
 NB links are subject to current information

Lots of recent activity aims to model *spatial spread* of disease and the effect of the local environment. This brings in partial differential equations. *Nonlocality* (airplanes!).

Lots of recent activity aims to model *spatial spread* of disease and the effect of the local environment. This brings in partial differential equations. *Nonlocality* (airplanes!).


Deliberately released agents may have special properties, e.g., simultaneous outbreaks at multiple locations, non-natural modes of dispersal, genetically-engineered virulence or resistance.

Lots of recent activity aims to model *spatial spread* of disease and the effect of the local environment. This brings in partial differential equations. *Nonlocality* (airplanes!).

Deliberately released agents may have special properties, e.g., simultaneous outbreaks at multiple locations, non-natural modes of dispersal, genetically-engineered virulence or resistance.


Agent-based modeling and simulation is a more recent approach which looks very promising. The mathematics of agent-based modeling (in all fields) is in its infancy with big potential.

- Likely the biggest impact area for mathematical techniques in combatting terrorism.



Data mining, information integration

- Likely the biggest impact area for mathematical techniques in combatting terrorism.
- Intelligence agencies collect terabytes/day of text, image, audio, and video data



Data mining, information integration

- Likely the biggest impact area for mathematical techniques in combatting terrorism.
- Intelligence agencies collect terabytes/day of text, image, audio, and video data
- What is data mining?

Data mining, information integration

- Likely the biggest impact area for mathematical techniques in combatting terrorism.
- Intelligence agencies collect terabytes/day of text, image, audio, and video data
- What is data mining? Methodologies to extract useful information from data: patterns, trends, changes, anomalies.

Data mining, information integration

- Likely the biggest impact area for mathematical techniques in combatting terrorism.
- Intelligence agencies collect terabytes/day of text, image, audio, and video data
- What is data mining? Methodologies to extract useful information from data: patterns, trends, changes, anomalies.
- It's a huge and flourishing field with countless applications, but still early in its development.

Data mining, information integration

- Likely the biggest impact area for mathematical techniques in combatting terrorism.
- Intelligence agencies collect terabytes/day of text, image, audio, and video data
- What is data mining? Methodologies to extract useful information from data: patterns, trends, changes, anomalies.
- It's a huge and flourishing field with countless applications, but still early in its development.
- Particular challenges come from massive, heterogeneous, time-dependent, dirty datasets.

Data mining, information integration


- Likely the biggest impact area for mathematical techniques in combatting terrorism.
- Intelligence agencies collect terabytes/day of text, image, audio, and video data
- What is data mining? Methodologies to extract useful information from data: patterns, trends, changes, anomalies.
- It's a huge and flourishing field with countless applications, but still early in its development.
- Particular challenges come from massive, heterogeneous, time-dependent, dirty datasets.
- Emerging area: privacy-preserving data mining.

Data and the mathematical sciences

Data mining is the semi-automatic discovery of patterns, associations, changes, anomalies, rules, and statistically significant structures and events in data.

- Data Mining Research: Opportunities and Challenges

Mathematics is, almost by definition, concerned with finding structure and patterns in numerically represented sets.



Data and the mathematical sciences

Data mining is the semi-automatic discovery of patterns, associations, changes, anomalies, rules, and statistically significant structures and events in data.

– Data Mining Research: Opportunities and Challenges

Mathematics is, almost by definition, concerned with finding structure and patterns in numerically represented sets.

So data mining *is* math.

Data and the mathematical sciences

Data mining is the semi-automatic discovery of patterns, associations, changes, anomalies, rules, and statistically significant structures and events in data.

- Data Mining Research: Opportunities and Challenges

Mathematics is, almost by definition, concerned with finding structure and patterns in numerically represented sets.

So data mining *is* math. Will we let it into the department?

Data and the mathematical sciences

Data mining is the semi-automatic discovery of patterns, associations, changes, anomalies, rules, and statistically significant structures and events in data.

– Data Mining Research: Opportunities and Challenges

Mathematics is, almost by definition, concerned with finding structure and patterns in numerically represented sets.

So data mining *is* math. Will we let it into the department?

statistical methods (clustering, Bayesian networks, classification, decision trees), discrete mathematics (graph theory, combinatorial optimization, boolean functions), algebraic methods (latent semantic analysis, principal component analysis, neural nets), pattern recognition (. . .), geometrical methods (low dimensional structures in high dimensional spaces), harmonic analysis, multiscale geometric analysis, machine learning, numerical analysis, high performance computing . . .

SIAM has had an annual Data Mining conference since 2001.
On May 3, 2003, the 3rd conference included a
Workshop on Data Mining for Counter Terrorism and Security

SIAM has had an annual Data Mining conference since 2001. On May 3, 2003, the 3rd conference included a *Workshop on Data Mining for Counter Terrorism and Security*

- Methods to integrate heterogeneous data sources, such as text, internet, video, audio, biometrics, and speech
- Scalable methods to warehouse disparate data sources
- Identifying trends in singular or group activities
- Pattern recognition for scene and person identification
- Data mining in the field of aviation security, port security, bio-security
- Data mining on the web for terrorist trend detection

SIAM has had an annual Data Mining conference since 2001. On May 3, 2003, the 3rd conference included a *Workshop on Data Mining for Counter Terrorism and Security*

- Methods to integrate heterogeneous data sources, such as text, internet, video, audio, biometrics, and speech
- Scalable methods to warehouse disparate data sources
- Identifying trends in singular or group activities
- Pattern recognition for scene and person identification
- Data mining in the field of aviation security, port security, bio-security
- Data mining on the web for terrorist trend detection

Almost all speakers came from CS departments.

Some new mathematics aimed at data mining

Peter Jones:

The Traveling Salesman Meets Large Data Sets

David Donoho:

High-Dimensional Data Analysis: The Curses and Blessings of Dimensionality

Ronald Coifman:

Harmonic Analysis on Data Sets

Tomasso Poggio & Steve Smale:

The Mathematics of Learning: Dealing with Data

Gunnar Carlsson, Persi Diaconis, Joshua Tenenbaum:

FRG on Topological Methods in Data Analysis

You move into a new neighborhood. Your neighbors to left and right have two kids each. For each, what is the probability that they have one boy and one girl?

You move into a new neighborhood. Your neighbors to left and right have two kids each. For each, what is the probability that they have one boy and one girl?

		second child	
		B	G
first child	B	BB	BG
	G	GB	GG

You move into a new neighborhood. Your neighbors to left and right have two kids each. For each, what is the probability that they have one boy and one girl?

		second child	
		B	G
first child	B	BB	BG
	G	GB	GG

Intelligence is acquired: You learn that both neighbors have at least one boy because you ask the left neighbor and you see one of the kids run out of the right neighbor's house.

What are the probabilities of one boy and one girl now?

You move into a new neighborhood. Your neighbors to left and right have two kids each. For each, what is the probability that they have one boy and one girl?

		second child	
		B	G
first child	B	BB	BG
	G	GB	GG

Intelligence is acquired: You learn that both neighbors have at least one boy because you ask the left neighbor and you see one of the kids run out of the right neighbor's house.

What are the probabilities of one boy and one girl now?

Left neighbor: $2/3$

You move into a new neighborhood. Your neighbors to left and right have two kids each. For each, what is the probability that they have one boy and one girl?


		second child	
		B	G
first child	B	BB	BG
	G	GB	GG

Intelligence is acquired: You learn that both neighbors have at least one boy because you ask the left neighbor and you see one of the kids run out of the right neighbor's house.

What are the probabilities of one boy and one girl now?


Left neighbor: $2/3$ Right neighbor: $1/2$

$$P(X | Y) = P(Y | X) \times \frac{P(X)}{P(Y)}$$



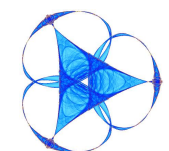
$$P(X | Y) = P(Y | X) \times \frac{P(X)}{P(Y)}$$

$$P(\text{B\&G} | \text{at least one B}) = P(\text{at least one B} | \text{B\&G}) \times \frac{P(\text{B\&G})}{P(\text{at least one B})}$$



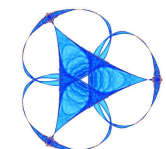
$$P(X | Y) = P(Y | X) \times \frac{P(X)}{P(Y)}$$

$$\begin{aligned} P(\text{B\&G} | \text{at least one B}) &= P(\text{at least one B} | \text{B\&G}) \times \frac{P(\text{B\&G})}{P(\text{at least one B})} \\ &= 1 \end{aligned}$$



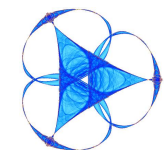
$$P(X | Y) = P(Y | X) \times \frac{P(X)}{P(Y)}$$

$$\begin{aligned} P(\text{B\&G} | \text{at least one B}) &= P(\text{at least one B} | \text{B\&G}) \times \frac{P(\text{B\&G})}{P(\text{at least one B})} \\ &= 1 \times \frac{1/2}{1} \end{aligned}$$



$$P(X | Y) = P(Y | X) \times \frac{P(X)}{P(Y)}$$

$$\begin{aligned} P(\text{B\&G} | \text{at least one B}) &= P(\text{at least one B} | \text{B\&G}) \times \frac{P(\text{B\&G})}{P(\text{at least one B})} \\ &= 1 \times \frac{1/2}{3/4} \end{aligned}$$



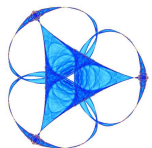
$$P(X | Y) = P(Y | X) \times \frac{P(X)}{P(Y)}$$

$$\begin{aligned} P(\text{B\&G} | \text{at least one B}) &= P(\text{at least one B} | \text{B\&G}) \times \frac{P(\text{B\&G})}{P(\text{at least one B})} \\ &= 1 \times \frac{1/2}{3/4} = \frac{2}{3} \end{aligned}$$

$$P(X | Y) = P(Y | X) \times \frac{P(X)}{P(Y)}$$

$$\begin{aligned} P(\text{B\&G} | \text{at least one B}) &= P(\text{at least one B} | \text{B\&G}) \times \frac{P(\text{B\&G})}{P(\text{at least one B})} \\ &= 1 \times \frac{1/2}{3/4} = \frac{2}{3} \end{aligned}$$

$$P(\text{B\&G} | \text{1st seen is B}) = P(\text{1st seen is B} | \text{B\&G}) \times \frac{P(\text{B\&G})}{P(\text{1st seen is B})}$$



$$P(X | Y) = P(Y | X) \times \frac{P(X)}{P(Y)}$$

$$\begin{aligned} P(\text{B\&G} | \text{at least one B}) &= P(\text{at least one B} | \text{B\&G}) \times \frac{P(\text{B\&G})}{P(\text{at least one B})} \\ &= 1 \times \frac{1/2}{3/4} = \frac{2}{3} \end{aligned}$$

$$\begin{aligned} P(\text{B\&G} | \text{1st seen is B}) &= P(\text{1st seen is B} | \text{B\&G}) \times \frac{P(\text{B\&G})}{P(\text{1st seen is B})} \\ &= \frac{1}{2} \end{aligned}$$

$$P(X | Y) = P(Y | X) \times \frac{P(X)}{P(Y)}$$

$$\begin{aligned} P(\text{B\&G} | \text{at least one B}) &= P(\text{at least one B} | \text{B\&G}) \times \frac{P(\text{B\&G})}{P(\text{at least one B})} \\ &= 1 \times \frac{1/2}{3/4} = \frac{2}{3} \end{aligned}$$

$$\begin{aligned} P(\text{B\&G} | \text{1st seen is B}) &= P(\text{1st seen is B} | \text{B\&G}) \times \frac{P(\text{B\&G})}{P(\text{1st seen is B})} \\ &= \frac{1}{2} \times \frac{1/2}{1/2} \end{aligned}$$

$$P(X | Y) = P(Y | X) \times \frac{P(X)}{P(Y)}$$

$$\begin{aligned} P(\text{B\&G} | \text{at least one B}) &= P(\text{at least one B} | \text{B\&G}) \times \frac{P(\text{B\&G})}{P(\text{at least one B})} \\ &= 1 \times \frac{1/2}{3/4} = \frac{2}{3} \end{aligned}$$

$$\begin{aligned} P(\text{B\&G} | \text{1st seen is B}) &= P(\text{1st seen is B} | \text{B\&G}) \times \frac{P(\text{B\&G})}{P(\text{1st seen is B})} \\ &= \frac{1}{2} \times \frac{1/2}{1/2} \end{aligned}$$


$$P(X | Y) = P(Y | X) \times \frac{P(X)}{P(Y)}$$

$$\begin{aligned} P(\text{B\&G} | \text{at least one B}) &= P(\text{at least one B} | \text{B\&G}) \times \frac{P(\text{B\&G})}{P(\text{at least one B})} \\ &= 1 \times \frac{1/2}{3/4} = \frac{2}{3} \end{aligned}$$

$$\begin{aligned} P(\text{B\&G} | \text{1st seen is B}) &= P(\text{1st seen is B} | \text{B\&G}) \times \frac{P(\text{B\&G})}{P(\text{1st seen is B})} \\ &= \frac{1}{2} \times \frac{1/2}{1/2} = \frac{1}{2} \end{aligned}$$


Can be viewed as three inter-related parts:

- Image reconstruction: creating images from sensor data.



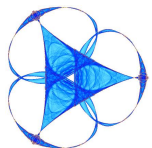
Can be viewed as three inter-related parts:

- Image reconstruction: creating images from sensor data.
inverse problems in PDE, differential geometry




Can be viewed as three inter-related parts:

- Image reconstruction: creating images from sensor data.
inverse problems in PDE, differential geometry
- Image processing: transforming images into “better” images,



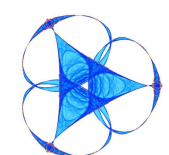
Can be viewed as three inter-related parts:

- Image reconstruction: creating images from sensor data.
inverse problems in PDE, differential geometry
- Image processing: transforming images into “better” images, e.g., reduce aberration, enhance, compress, fuse multiple images, . . .



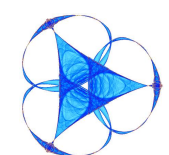
Can be viewed as three inter-related parts:

- Image reconstruction: creating images from sensor data.
inverse problems in PDE, differential geometry
- Image processing: transforming images into “better” images, e.g., reduce aberration, enhance, compress, fuse multiple images, . . . harmonic analysis, PDE, optimization, geometry, . . .



Can be viewed as three inter-related parts:

- Image reconstruction: creating images from sensor data.
inverse problems in PDE, differential geometry
- Image processing: transforming images into “better” images, e.g., reduce aberration, enhance, compress, fuse multiple images, . . . harmonic analysis, PDE, optimization, geometry, . . .
- Image interpretation: data mining of images.

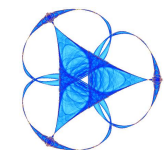



Can be viewed as three inter-related parts:

- Image reconstruction: creating images from sensor data.
inverse problems in PDE, differential geometry
- Image processing: transforming images into “better” images, e.g., reduce aberration, enhance, compress, fuse multiple images, . . . harmonic analysis, PDE, optimization, geometry, . . .
- Image interpretation: data mining of images.

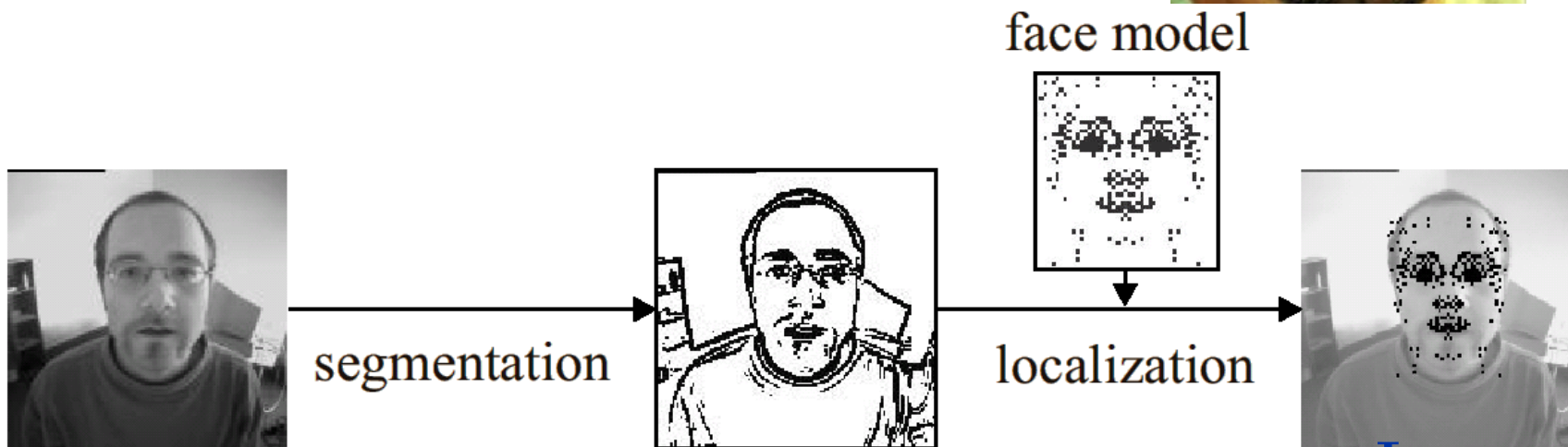
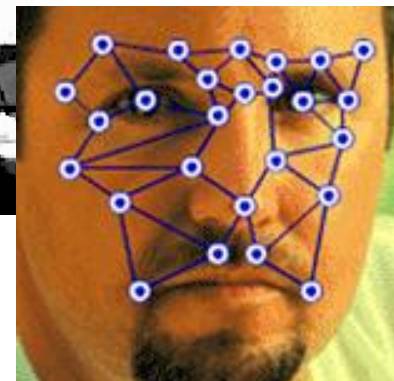

Imaging is an area where the unifying power of mathematics is evident. Imaging techniques developed independently by different disciplines turn out to be related or even identical, e.g., SAR and tomography.

Hyperspectral imaging



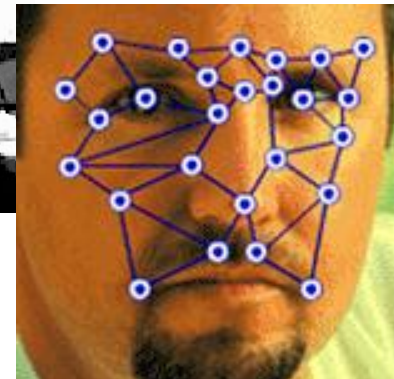

Face detection and recognition

- Deformable templates
- Basis expansions, eigenfaces
- Statistical learning
- Multiscale representation
- Graph-based methods




Face detection and recognition

- Deformable templates
- Basis expansions, eigenfaces
- Statistical learning
- Multiscale representation
- Graph-based methods




Voice recognition, other biometrics




segmentation



localization



face model





EV #1



EV #2



EV #3



EV #4



EV #5



EV #6



EV #7



EV #8



EV #9



EV #10



EV #50



EV #100



EV #150



EV #200





EV #500

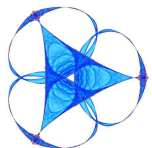


JUDYBATS

pain makes you beautiful

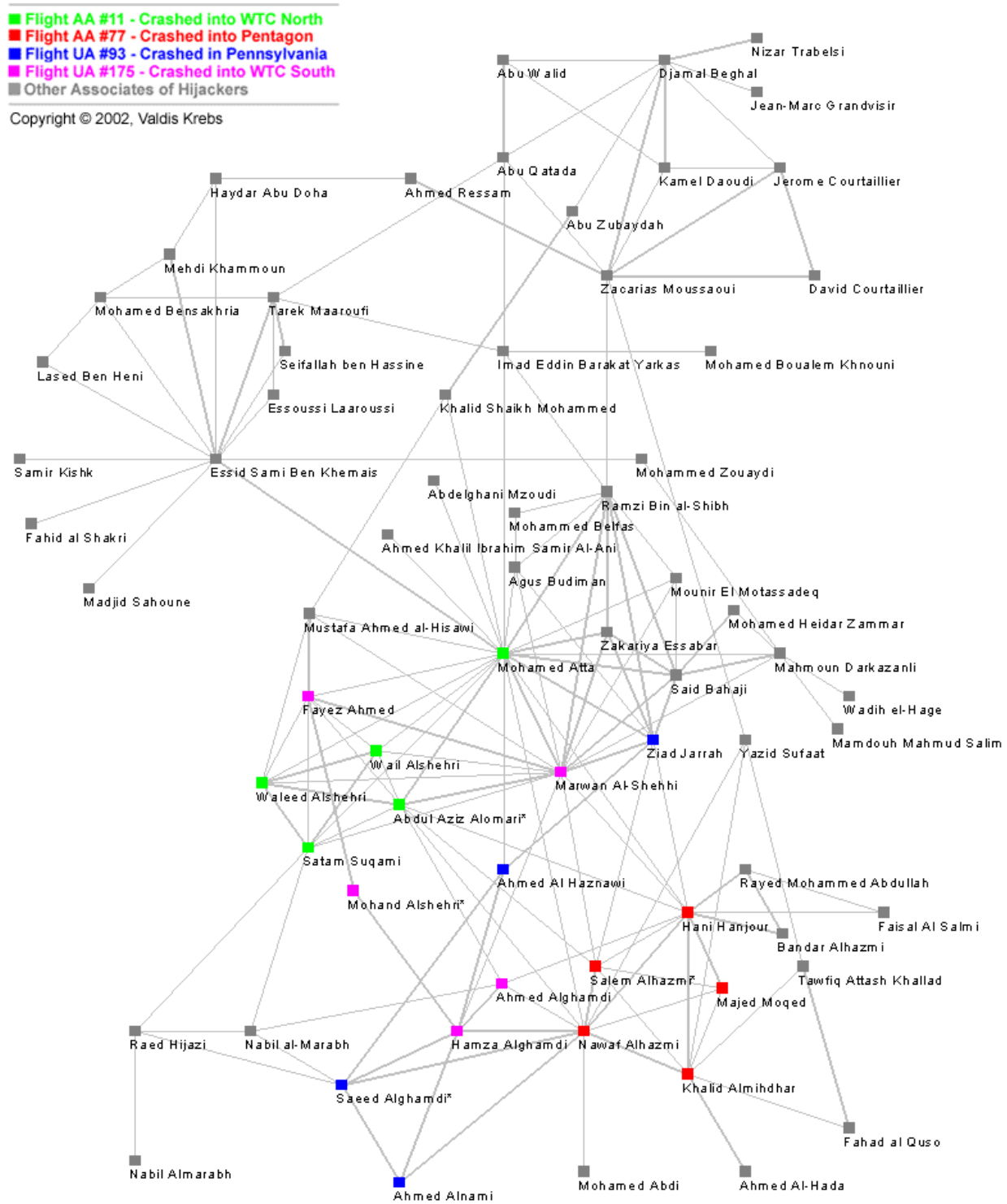


- A quantitative approach to the analysis of interpersonal relationships in a graph theoretic framework.
- Most commonly studied in sociology departments. Several journals, degree programs, International Network for Social Network Analysis, conferences, etc.
- Classical applications are to corporate structures, primitive societies, disease networks, etc.
- Recent applications are to terrorist networks.




- Flight AA #11 - Crashed into WTC North
- Flight AA #77 - Crashed into Pentagon
- Flight UA #93 - Crashed in Pennsylvania
- Flight UA #175 - Crashed into WTC South
- Other Associates of Hijackers


Copyright © 2002, Valdis Krebs




- The presence of an intelligent adversary changes everything. . .




- The presence of an intelligent adversary changes everything. . .
- E.g., data mining. . .



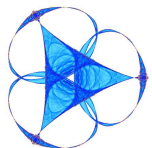
- The presence of an intelligent adversary changes everything. . .
- E.g., data mining. . . in the presence of misinformation. . .



- The presence of an intelligent adversary changes everything. . .
- E.g., data mining. . . in the presence of misinformation. . . planted by an opponent. . .



- The presence of an intelligent adversary changes everything. . .
- E.g., data mining. . . in the presence of misinformation. . . planted by an opponent. . . who knows your data mining methodology



- The presence of an intelligent adversary changes everything. . .
- E.g., data mining. . . in the presence of misinformation. . . planted by an opponent. . . who knows your data mining methodology
- The combination of game theory with the other mathematical techniques discussed seems to have great potential.

- The presence of an intelligent adversary changes everything. . .
- E.g., data mining. . . in the presence of misinformation. . . planted by an opponent. . . who knows your data mining methodology
- The combination of game theory with the other mathematical techniques discussed seems to have great potential.
- Will quantum mechanics change everything too? Quantum game theory is hot (but the pay-off, if any, is probably decades away).



Homeland Security Advisory System

SEVERE

Severe Risk of Terrorist Attacks

HIGH

High Risk of Terrorist Attacks

ELEVATED

Significant Risk of Terrorist Attacks

GUARDED

General Risk of Terrorist Attacks


LOW

Low Risk of Terrorist Attacks

www.homelandsecurity.gov


Closing observations

- Mathematics is everywhere. Mathematicians *should be* part of the team.



Closing observations

- Mathematics is everywhere. Mathematicians *should be* part of the team.
- Mathematicians can rarely solve real problems alone. Mathematicians should be *part* of the team.



Closing observations


- Mathematics is everywhere. Mathematicians *should be* part of the team.
- Mathematicians can rarely solve real problems alone. Mathematicians should be *part* of the team.
- Mathematicians are different. Their mode of thinking tends to be different from that even of mathematically skilled scientists and engineers. They bring:

- Mathematics is everywhere. Mathematicians *should be* part of the team.
- Mathematicians can rarely solve real problems alone. Mathematicians should be *part* of the team.
- Mathematicians are different. Their mode of thinking tends to be different from that even of mathematically skilled scientists and engineers. They bring:
 - rigorous, analytical, logical thinking

- Mathematics is everywhere. Mathematicians *should be* part of the team.
- Mathematicians can rarely solve real problems alone. Mathematicians should be *part* of the team.
- Mathematicians are different. Their mode of thinking tends to be different from that even of mathematically skilled scientists and engineers. They bring:
 - rigorous, analytical, logical thinking
 - ability to abstract, generalize, and recognize structure

- Mathematics is everywhere. Mathematicians *should be* part of the team.
- Mathematicians can rarely solve real problems alone. Mathematicians should be *part* of the team.
- Mathematicians are different. Their mode of thinking tends to be different from that even of mathematically skilled scientists and engineers. They bring:
 - rigorous, analytical, logical thinking
 - ability to abstract, generalize, and recognize structure
 - ability to ask the right question and recognize wrong ones

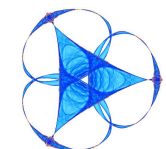
- Mathematics is everywhere. Mathematicians *should be* part of the team.
- Mathematicians can rarely solve real problems alone. Mathematicians should be *part* of the team.
- Mathematicians are different. Their mode of thinking tends to be different from that even of mathematically skilled scientists and engineers. They bring:
 - rigorous, analytical, logical thinking
 - ability to abstract, generalize, and recognize structure
 - ability to ask the right question and recognize wrong ones
 - familiarity with part of the vast corpus of mathematical theories, techniques, algorithms, problem-solving tools



- There aren't enough mathematicians for the job. Years of neglect have taken their toll.

- There aren't enough mathematicians for the job. Years of neglect have taken their toll.
- Many mathematicians like cleanly-stated problem.

- There aren't enough mathematicians for the job. Years of neglect have taken their toll.
- Many mathematicians like cleanly-stated problem.
- Many academic mathematicians work in isolation.



- There aren't enough mathematicians for the job. Years of neglect have taken their toll.
- Many mathematicians like cleanly-stated problem.
- Many academic mathematicians work in isolation.
- Many academic mathematicians resist the law of diminishing returns.

- There aren't enough mathematicians for the job. Years of neglect have taken their toll.
- Many mathematicians like cleanly-stated problem.
- Many academic mathematicians work in isolation.
- Many academic mathematicians resist the law of diminishing returns.
- In the 20th century mathematics built a tradition of looking to itself for problems.

- There aren't enough mathematicians for the job. Years of neglect have taken their toll.
- Many mathematicians like cleanly-stated problem.
- Many academic mathematicians work in isolation.
- Many academic mathematicians resist the law of diminishing returns.
- In the 20th century mathematics built a tradition of looking to itself for problems.
- Interdisciplinary work is undervalued in the university structure.

Let's meet the challenge!