

CLUSTER EXPANSION FORMULAS AND PERFECT MATCHINGS

GREGG MUSIKER AND RALF SCHIFFLER

ABSTRACT. We study cluster algebras with principal coefficient systems that are associated to unpunctured surfaces. We give a direct formula for the Laurent polynomial expansion of cluster variables in these cluster algebras in terms of perfect matchings of a certain graph $G_{T,\gamma}$ that is constructed from the surface by recursive glueing of elementary pieces that we call tiles. We also give a second formula for these Laurent polynomial expansions in terms of subgraphs of the graph $G_{T,\gamma}$.

1. INTRODUCTION

Cluster algebras, introduced in [FZ1], are commutative algebras equipped with a distinguished set of generators, the *cluster variables*. The cluster variables are grouped into sets of constant cardinality n , the *clusters*, and the integer n is called the *rank* of the cluster algebra. Starting with an initial cluster $\mathbf{x} = \{x_1, \dots, x_n\}$ (together with a skew symmetrizable integer $n \times n$ matrix $B = (b_{ij})$ and a coefficient vector $\mathbf{y} = (y_i)$ whose entries are elements of a torsion-free abelian group \mathbb{P}) the set of cluster variables is obtained by repeated application of so called *mutations*. Note that this set may be infinite.

It follows from the construction that every cluster variable is a rational function in the initial cluster variables x_1, x_2, \dots, x_n . In [FZ1] it is shown that every cluster variable u is actually a Laurent polynomial in the x_i , that is, u can be written as a reduced fraction

$$(1) \quad u = \frac{f(x_1, x_2, \dots, x_n)}{\prod_{i=1}^n x_i^{d_i}},$$

where $f \in \mathbb{Z}\mathbb{P}[x_1, x_2, \dots, x_n]$ and $d_i \geq 0$. The right hand side of equation (1) is called the *cluster expansion* of u in \mathbf{x} .

The cluster algebra is determined by the initial matrix B and the choice of the coefficient system. A canonical choice of coefficients is the *principal* coefficient system, introduced in [FZ2], which means that the coefficient group \mathbb{P} is the free abelian group on n generators y_1, y_2, \dots, y_n , and the initial coefficient vector $\mathbf{y} = \{y_1, y_2, \dots, y_n\}$ consists of these n generators. In [FZ2], the authors show that knowing the expansion formulas in the case where the cluster algebra has principal coefficients allows one to compute the expansion formulas for arbitrary coefficient systems.

Inspired by the work of Fock and Goncharov [FG1, FG2, FG3] and Gekhtman, Shapiro and Vainshtein [GSV1, GSV2] which discovered cluster structures in the

The first author is supported by an NSF Mathematics Postdoctoral Fellowship and the second author is supported by the NSF grant DMS-0700358 and by the University of Connecticut.

context of Teichmüller theory, Fomin, Shapiro and Thurston [FST, FT] initiated a systematic study of the cluster algebras arising from triangulations of a surface with boundary and marked points. In this approach, cluster variables in the cluster algebra correspond to arcs in the surface, and clusters correspond to triangulations. In [S2], building on earlier results in [S1, ST], this model was used to give a direct expansion formula for cluster variables in cluster algebras associated to unpunctured surfaces, with arbitrary coefficients, in terms of certain paths on the triangulation.

Our first main result in this paper is a new parametrization of this formula in terms of perfect matchings of a certain weighted graph that is constructed from the surface by recursive glueing of elementary pieces that we call tiles. To be more precise, let x_γ be a cluster variable corresponding to an arc γ in the unpunctured surface and let d be the number of crossings between γ and the triangulation T of the surface. Then γ runs through $d + 1$ triangles of T and each pair of consecutive triangles forms a quadrilateral which we call a tile. So we obtain d tiles, each of which is a weighted graph, whose weights are given by the cluster variables x_τ associated to the arcs τ of the triangulation T .

We obtain a weighted graph $G_{T,\gamma}$ by glueing the d tiles in a specific way and then deleting the diagonal in each tile. To any perfect matching P of this graph we associate its weight $w(P)$ which is the product of the weights of its edges, hence a product of cluster variables. We prove the following cluster expansion formula:

Theorem 3.1.

$$x_\gamma = \sum_P \frac{w(P)y(P)}{x_{i_1}x_{i_2}\cdots x_{i_d}},$$

where the sum is over all perfect matchings P of $G_{T,\gamma}$, $w(P)$ is the weight of P , and $y(P)$ is a monomial in \mathbf{y} .

We also give a formula for the coefficients $y(P)$ in terms of perfect matchings as follows. The F -polynomial F_γ , introduced in [FZ2] is obtained from the Laurent polynomial x_γ (with principal coefficients) by substituting 1 for each of the cluster variables x_1, x_2, \dots, x_n . By [S2, Theorem 6.2, Corollary 6.4], the F -polynomial has constant term 1 and a unique term of maximal degree that is divisible by all the other occurring monomials. The two corresponding matchings are the unique two matchings that have all their edges on the boundary of the graph $G_{T,\gamma}$. With respect to the construction of section 3.2, P_- is the matching of $G_{T,\gamma}$ using the western edge of tile \tilde{S}_1 . Now, for an arbitrary perfect matching P , the coefficient $y(P)$ is determined by the set of edges of the symmetric difference $P_- \ominus P = (P_- \cup P) \setminus (P_- \cap P)$ as follows.

Theorem 5.1. *The set $P_- \ominus P$ is the set of boundary edges of a (possibly disconnected) subgraph G_P of $G_{T,\gamma}$ which is a union of tiles $G_P = \cup_{j \in J} S_j$. Moreover,*

$$y(P) = \prod_{j \in J} y_{i_j}.$$

Note that $y(P_-) = 1$. As an immediate corollary, we see that the corresponding g -vector, introduced in [FZ2], is

$$g_\gamma = \deg \left(\frac{w(P_-)}{x_{i_1} \cdots x_{i_d}} \right).$$

Our third main result is yet another description of the formula of Theorem 3.1 in terms of the graph $G_{T,\gamma}$ only, see Theorem 6.1.

Theorem 3.1 has interesting intersections with work of other people. In [CCS2], the authors obtained a formula for the denominators of the cluster expansion in types A , D and E , see also [BMR]. In [CC, CK, CK2] an expansion formula was given in the case where the cluster algebra is acyclic and the cluster lies in an acyclic seed. Palu generalized this formula to arbitrary clusters in an acyclic cluster algebra [Pa]. These formulas use the cluster category introduced in [BMRRT], and in [CCS] for type A , and do not give information about the coefficients.

Recently, Fu and Keller generalized this formula further to cluster algebras with principal coefficients that admit a categorification by a 2-Calabi-Yau category [FK], and, combining results of [A] and [ABCP, LF], such a categorification exists in the case of cluster algebras associated to unpunctured surfaces.

In [SZ, CZ, Z, MP] cluster expansions for cluster algebras of rank 2 are given, in [Pr1, CP, FZ3] the case A is considered. In section 4 of [Pr1], Propp describes two constructions of snake graphs, the latter of which are unweighted analogues for the case A of the graphs $G_{T,\gamma}$ that we present in this paper. Propp assigns a snake graph to each arc in the triangulation of an n -gon and shows that the numbers of matchings in these graphs satisfy the Conway-Coxeter frieze pattern induced by the Ptolemy relations on the n -gon. In [M] a cluster expansion for cluster algebras of classical type is given for clusters that lie in a bipartite seed.

The formula for $y(P)$ given in Theorem 5.1 also can be formulated in terms of height functions, as found in literature such as [EKLP] or [Pr2]. We discuss this connection in Remark 5.3 of section 5.

The paper is organized as follows. In section 2, we recall the construction of cluster algebras from surfaces of [FST]. Section 3 contains the construction of the graph $G_{T,\gamma}$ and the statement of the cluster expansion formula. Section 4 is devoted to the proof of the expansion formula. The formula for $y(P)$ and the formula for the g -vectors is given in section 5. In section 6, we present the expansion formula in terms of subgraphs and deduce a formula for the F -polynomials. We give an example in section 7.

Acknowledgements. The authors would like to thank Jim Propp and Lauren Williams for useful conversations related to this work. We thank the anonymous referees for their suggestions that have improved the exposition.

Note added in print. In a sequel to the present paper [MSW], the authors give expansion formulas for the cluster variables in cluster algebras from arbitrary surfaces (allowing punctures) and prove the positivity conjecture for these cluster algebras.

2. CLUSTER ALGEBRAS FROM SURFACES

In this section, we recall the construction of [FST] in the case of surfaces without punctures.

Let S be a connected oriented 2-dimensional Riemann surface with boundary and M a non-empty finite set of marked points in the closure of S with at least one marked point on each boundary component. The pair (S, M) is called *bordered surface with marked points*. Marked points in the interior of S are called *punctures*.

In this paper we will only consider surfaces (S, M) such that all marked points lie on the boundary of S , and we will refer to (S, M) simply as an *unpunctured surface*.

We say that two curves in S *do not cross* if they do not intersect each other except that endpoints may coincide.

Definition 1. An arc γ in (S, M) is a curve in S such that

- (a) the endpoints are in M ,
- (b) γ does not cross itself,
- (c) the relative interior of γ is disjoint from the boundary of S ,
- (d) γ does not cut out a monogon or a digon.

Curves that connect two marked points and lie entirely on the boundary of S without passing through a third marked point are called *boundary arcs*. Hence an arc is a curve between two marked points, which does not intersect itself nor the boundary except possibly at its endpoints and which is not homotopic to a point or a boundary arc.

Each arc is considered up to isotopy inside the class of such curves. Moreover, each arc is considered up to orientation, so if an arc has endpoints $a, b \in M$ then it can be represented by a curve that runs from a to b , as well as by a curve that runs from b to a .

For any two arcs γ, γ' in S , let $e(\gamma, \gamma')$ be the minimal number of crossings of γ and γ' , that is, $e(\gamma, \gamma')$ is the minimum of the numbers of crossings of arcs α and α' , where α is isotopic to γ and α' is isotopic to γ' . Two arcs γ, γ' are called *compatible* if $e(\gamma, \gamma') = 0$. A *triangulation* of S is a maximal collection of compatible arcs together with all boundary arcs. The arcs of a triangulation cut the surface into *triangles*. Since (S, M) is an unpunctured surface, the three sides of each triangle are distinct (in contrast to the case of surfaces with punctures). Any triangulation has $n + m$ elements, n of which are arcs in S , and the remaining m elements are boundary arcs. Note that the number of boundary arcs is equal to the number of marked points. Each arc will correspond to a cluster variable, whereas each boundary arc will correspond to the multiplicative identity 1 in the cluster algebra.

Proposition 2.1. *The number n of arcs in any triangulation is given by the formula $n = 6g + 3b + m - 6$, where g is the genus of S , b is the number of boundary components and $m = |M|$ is the number of marked points. The number n is called the rank of (S, M) .*

Proof. [FST, 2.10] □

Note that $b > 0$ since the set M is not empty. Table 1 gives some examples of unpunctured surfaces.

Following [FST], we associate a cluster algebra to the unpunctured surface (S, M) as follows. Choose any triangulation T , let $\tau_1, \tau_2, \dots, \tau_n$ be the n interior arcs of T and denote the m boundary arcs of the surface by $\tau_{n+1}, \tau_{n+2}, \dots, \tau_{n+m}$. For any triangle Δ in T define a matrix $B^\Delta = (b_{ij}^\Delta)_{1 \leq i \leq n, 1 \leq j \leq n}$ by

$$b_{ij}^\Delta = \begin{cases} 1 & \text{if } \tau_i \text{ and } \tau_j \text{ are sides of } \Delta \text{ with } \tau_j \text{ following } \tau_i \text{ in the} \\ & \text{counter-clockwise order;} \\ -1 & \text{if } \tau_i \text{ and } \tau_j \text{ are sides of } \Delta \text{ with } \tau_j \text{ following } \tau_i \text{ in the} \\ & \text{clockwise order;} \\ 0 & \text{otherwise.} \end{cases}$$

b	g	m	surface
1	0	n+3	polygon
1	1	n-3	torus with disk removed
1	2	n-9	genus 2 surface with disk removed
2	0	n	annulus
2	1	n-6	torus with 2 disks removed
2	2	n-12	genus 2 surface with 2 disks removed
3	0	n-3	pair of pants

TABLE 1. Examples of unpunctured surfaces

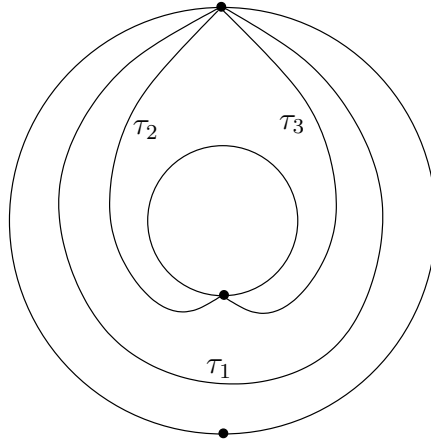


FIGURE 1. A triangulation with $b_{23} = 2$

Note that this matrix is the transpose of the matrix defined in [FST]. Then define the matrix $B_T = (b_{ij})_{1 \leq i \leq n, 1 \leq j \leq n}$ by $b_{ij} = \sum_{\Delta} b_{ij}^{\Delta}$, where the sum is taken over all triangles in T . Note that the boundary arcs of the triangulation are ignored in the definition of B_T . Let $\tilde{B}_T = (b_{ij})_{1 \leq i \leq 2n, 1 \leq j \leq n}$ be the $2n \times n$ matrix whose upper $n \times n$ part is B_T and whose lower $n \times n$ part is the identity matrix. The matrix B_T is skew-symmetric and each of its entries b_{ij} is either 0, 1, -1, 2, or -2, since every arc τ can be in at most two triangles. An example where $b_{ij} = 2$ is given in Figure 1.

Let $\mathcal{A}(\mathbf{x}_T, \mathbf{y}_T, B_T)$ be the cluster algebra with principal coefficients for the triangulation T , that is, $\mathcal{A}(\mathbf{x}_T, \mathbf{y}_T, B_T)$ is given by the seed $(\mathbf{x}_T, \mathbf{y}_T, B_T)$ where $\mathbf{x}_T = \{x_{\tau_1}, x_{\tau_2}, \dots, x_{\tau_n}\}$ is the cluster associated to the triangulation T , and the initial coefficient vector $\mathbf{y}_T = (y_1, y_2, \dots, y_n)$ is the vector of generators of $\mathbb{P} = \text{Trop}(y_1, y_2, \dots, y_n)$. We refer to [FZ2, Definition 2.2] for the definition of tropical semifield.

For the boundary arcs we define $x_{\tau_k} = 1, k = n + 1, n + 2, \dots, n + m$.

For each $k = 1, 2, \dots, n$, there is a unique quadrilateral in $T \setminus \{\tau_k\}$ in which τ_k is one of the diagonals. Let τ'_k denote the other diagonal in that quadrilateral. Define the *flip* $\mu_k T$ to be the triangulation $(T \setminus \{\tau_k\}) \cup \{\tau'_k\}$. The mutation μ_k of the seed Σ_T in the cluster algebra \mathcal{A} corresponds to the flip μ_k of the triangulation

T in the following sense: The matrix $\mu_k(B_T)$ is the matrix corresponding to the triangulation $\mu_k T$, the cluster $\mu_k(\mathbf{x}_T)$ is $(\mathbf{x}_T \setminus \{x_{\tau_k}\}) \cup \{x_{\tau'_k}\}$, and the corresponding exchange relation is given by

$$x_{\tau_k} x_{\tau'_k} = x_{\rho_1} x_{\rho_2} y^+ + x_{\sigma_1} x_{\sigma_2} y^-,$$

where $y^+, y^- \in \mathbb{P}$ are some coefficients, and $\rho_1, \sigma_1, \rho_2, \sigma_2$ are the sides of the quadrilateral in which τ_k and τ'_k are the diagonals, with ρ_1 opposite to ρ_2 , and σ_1 opposite to σ_2 , see [FST].

For convenience, we recall the definition of mutation in the cluster algebra. We use the notation $[i]_+ = \max(i, 0)$, $[1, n] = \{1, \dots, n\}$, and

$$\operatorname{sgn}(i) = \begin{cases} -1 & \text{if } i < 0; \\ 0 & \text{if } i = 0; \\ 1 & \text{if } i > 0. \end{cases}$$

Let \oplus denote the addition in \mathbb{P} .

Definition 2 (*Seed mutations*). *Let $(\mathbf{x}, \mathbf{y}, B)$ be a seed, and let $k \in [1, n]$. The seed mutation μ_k in direction k transforms $(\mathbf{x}, \mathbf{y}, B)$ into the seed $\mu_k(\mathbf{x}, \mathbf{y}, B) = (\mathbf{x}', \mathbf{y}', B')$ defined as follows:*

- The entries of $B' = (b'_{ij})$ are given by

$$(2) \quad b'_{ij} = \begin{cases} -b_{ij} & \text{if } i = k \text{ or } j = k; \\ b_{ij} + \operatorname{sgn}(b_{ik}) [b_{ik} b_{kj}]_+ & \text{otherwise.} \end{cases}$$

- The coefficient tuple $\mathbf{y}' = (y'_1, \dots, y'_n)$ is given by

$$(3) \quad y'_j = \begin{cases} y_k^{-1} & \text{if } j = k; \\ y_j y_k^{[b_{kj}]_+} (y_k \oplus 1)^{-b_{kj}} & \text{if } j \neq k. \end{cases}$$

- The cluster $\mathbf{x}' = (x'_1, \dots, x'_n)$ is given by $x'_j = x_j$ for $j \neq k$, whereas x'_k is determined by the exchange relation

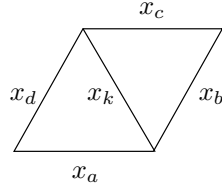
$$(4) \quad x'_k = \frac{y_k \prod x_i^{[b_{ik}]_+} + \prod x_i^{[-b_{ik}]_+}}{(y_k \oplus 1) x_k}.$$

3. EXPANSION FORMULA

In this section, we will present an expansion formula for the cluster variables in terms of perfect matchings of a graph that is constructed recursively using so-called *tiles*.

3.1. Tiles. For the purpose of this paper, a *tile* \overline{S}_k is a planar four vertex graph with five weighted edges having the shape of two equilateral triangles that share one edge, see Figure 2. The weight on each edge of the tile \overline{S}_k is a cluster variable. The unique interior edge is called *diagonal* and the four exterior edges are called *sides* of \overline{S}_k . We shall use S_k to denote the graph obtained from \overline{S}_k by removing the diagonal.

Now let T be a triangulation of the unpunctured surface (S, M) . If $\tau_k \in T$ is an interior arc, then τ_k lies in precisely two triangles in T , hence τ_k is the diagonal of a unique quadrilateral Q_{τ_k} in T . We associate to this quadrilateral a tile \overline{S}_k by assigning the weight x_k to the diagonal and the weights x_a, x_b, x_c, x_d to the sides of \overline{S}_k in such a way that there is a surjective map $\phi_k : Q_{\tau_k} \rightarrow \overline{S}_k$ which

FIGURE 2. The tile \overline{S}_k

restricts to a homeomorphism between the respective interiors and which sends the arc labeled τ_i , $i = a, b, c, d, k$ to the edge with weight x_i , see Figure 2. If $k = 1$, we require that ϕ_1 is such that its restriction to the interior is an orientation preserving homeomorphism, but for $k > 1$, we allow the restriction of ϕ_k to be any homeomorphism.

3.2. The graph $\overline{G}_{T,\gamma}$. Let T be a triangulation of an unpunctured surface (S, M) and let γ be an arc in (S, M) which is not in T . If necessary, replace γ with an isotopic arc so that γ intersects transversally each of the arcs in T and minimizes the number of crossings with each of these arcs. An example is given in Figure 9. Choose an orientation on γ and let $s \in M$ be its starting point, and let $t \in M$ be its endpoint. We denote by

$$p_0 = s, p_1, p_2, \dots, p_{d+1} = t$$

the points of intersection of γ and T in order along γ under the orientation chosen above. Let i_1, i_2, \dots, i_d be such that p_k lies on the arc $\tau_{i_k} \in T$. Note that i_k may be equal to i_j even if $k \neq j$. In the example in section 7, this sequence is $i_1, i_2, i_3, i_4, i_1, i_2$. Let $\tilde{S}_1, \tilde{S}_2, \dots, \tilde{S}_d$ be a sequence of tiles so that \tilde{S}_k is isomorphic to the tile \overline{S}_{i_k} , for $k = 1, 2, \dots, d$. In the example in section 7, this sequence is $\overline{S}_1, \overline{S}_2, \overline{S}_3, \overline{S}_4, \overline{S}_1, \overline{S}_2$.

For k from 0 to d , let γ_k denote the segment of the path γ from the point p_k to the point p_{k+1} . Each γ_k lies in exactly one triangle Δ_k in T , and if $1 \leq k \leq d-1$ then Δ_k is formed by the arcs $\tau_{i_k}, \tau_{i_{k+1}}$, and a third arc that we denote by $\tau_{[\gamma_k]}$. Note that the arc $\tau_{[\gamma_k]}$ may be a boundary arc. In the example in section 7, the triangle Δ_0 has sides τ_5, γ_1 and τ_4 ; the triangle Δ_1 has sides γ_2, γ_1 and τ_6 .

We will define a graph $\overline{G}_{T,\gamma}$ by recursive glueing of tiles. Start with $\overline{G}_{T,\gamma,1} \cong \tilde{S}_1$, where, if necessary, we rotate the tile \tilde{S}_1 so that the diagonal goes from northwest to southeast, and the starting point p_0 of γ is in the southwest corner of \tilde{S}_1 . For all $k = 1, 2, \dots, d-1$ let $\overline{G}_{T,\gamma,k+1}$ be the graph obtained by adjoining the tile \tilde{S}_{k+1} to the tile \tilde{S}_k of the graph $\overline{G}_{T,\gamma,k}$ along the edge weighted $x_{[\gamma_k]}$, see Figure 3. We always orient the tiles so that the diagonals go from northwest to southeast. This implies that the tiles in odd positions have the orientation induced from the surface and the tiles in even positions have the opposite orientation. Note that the edge weighted $x_{[\gamma_k]}$ is either the northern or the eastern edge of the tile \tilde{S}_k . Finally, we define $\overline{G}_{T,\gamma}$ to be $\overline{G}_{T,\gamma,d}$.

Let $G_{T,\gamma}$ be the graph obtained from $\overline{G}_{T,\gamma}$ by removing the diagonal in each tile, that is, $G_{T,\gamma}$ is constructed in the same way as $\overline{G}_{T,\gamma}$ but using the graphs S_{i_k} instead of \tilde{S}_{i_k} . For an example see, Figure 10.

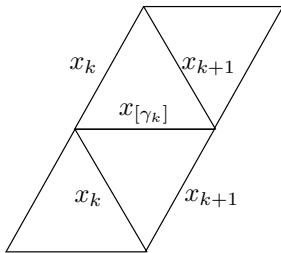


FIGURE 3. Glueing tiles S_k and S_{k+1} along the edge weighted $x_{[\gamma_k]}$

A *perfect matching* of a graph is a subset of the edges so that each vertex is covered exactly once by an edge in the perfect matching. We define the weight $w(P)$ of a perfect matching P of $G_{T,\gamma}$ to be the product of the weights of all edges in P .

3.3. Cluster expansion formula. Let (S, M) be an unpunctured surface with triangulation T , and let $\mathcal{A} = \mathcal{A}(\mathbf{x}_T, \mathbf{y}_T, B)$ be the cluster algebra with principal coefficients in the initial seed $(\mathbf{x}_T, \mathbf{y}_T, B)$ defined in section 2. Take an arbitrary cluster variable in \mathcal{A} that is not in the initial cluster \mathbf{x} . Since each cluster variable in \mathcal{A} corresponds to an arc in (S, M) , we can denote our cluster variable by x_γ where γ is an arc not in T . Choose an orientation of γ , and let $\tau_{i_1}, \tau_{i_2}, \dots, \tau_{i_d}$ be the arcs of the triangulation that are crossed by γ in this order, with multiplicities possible. Let $G_{T,\gamma}$ be the graph constructed in section 3.2.

Theorem 3.1. *With the above notation*

$$x_\gamma = \sum_P \frac{w(P) y(P)}{x_{i_1} x_{i_2} \dots x_{i_d}},$$

where the sum is over all perfect matchings P of $G_{T,\gamma}$, $w(P)$ is the weight of P , and $y(P)$ is a monomial in \mathbf{y}_T .

The proof of Theorem 3.1 will be given in section 4.

4. PROOF OF THEOREM 3.1

We will use results of [S2] to prove the theorem. Throughout this section, T is a triangulation of an unpunctured surface (S, M) , γ is an arc in S with a fixed orientation, and $s \in M$ is its starting point and $t \in M$ is its endpoint. Moreover, $p_0 = s, p_1, p_2, \dots, p_{d+1} = t$ are the points of intersection of γ and T in order along γ under the orientation chosen above, and i_1, i_2, \dots, i_d are such that p_k lies on the arc $\tau_{i_k} \in T$. Let γ_k denote the segment of γ between the points p_k, p_{k+1} .

4.1. Complete (T, γ) -paths. Following [ST], we will consider paths α in S that are concatenations of arcs and boundary arcs in the triangulation T , more precisely, $\alpha = (\alpha_1, \alpha_2, \dots, \alpha_{\ell(\alpha)})$ with $\alpha_i \in T$, for $i = 1, 2, \dots, \ell(\alpha)$ and the starting point of α_i is the endpoint of α_{i-1} . Such a path is called a T -path.

We call a T -path $\alpha = (\alpha_1, \alpha_2, \dots, \alpha_{\ell(\alpha)})$ a *complete (T, γ) -path* if the following axioms hold:

(T1) The even arcs are precisely the arcs crossed by γ in order, that is, $\alpha_{2k} = \tau_{i_k}$.

- (T2) For all $k = 0, 1, 2, \dots, d$, the segment γ_k is homotopic to the segment of the path α that starts at the point p_k , then goes along α_{2k} to the starting point of α_{2k+1} , then along α_{2k+1} to the starting point of α_{2k+2} and then along α_{2k+2} until the point p_{k+1} .

We define the Laurent monomial $x(\alpha)$ of the complete (T, γ) -path α by

$$x(\alpha) = \prod_{i \text{ odd}} x_{\alpha_i} \prod_{i \text{ even}} x_{\alpha_i}^{-1}.$$

- Remark 4.1.**
- Every complete (T, γ) -path starts and ends at the same points as γ , because of (T2).
 - Every complete (T, γ) -path has length $2d + 1$.
 - For all arcs τ in the triangulation T , the number of times that τ occurs as α_{2k} is exactly the number of crossings between γ and τ .
 - In contrast to the ordinary (T, γ) -paths defined in [ST], complete (T, γ) -paths allow backtracking.
 - The denominator of the Laurent monomial $x(\alpha)$ is equal to $x_{i_1} x_{i_2} \cdots x_{i_d}$.

Example 4.2. *The following are two examples of complete (T, γ) -paths, in the situation in Figure 9.*

$$(\tau_5, \tau_1, \tau_2, \tau_2, \tau_2, \tau_3, \tau_7, \tau_4, \tau_5, \tau_1, \tau_2, \tau_2, \tau_8)$$

$$(\tau_4, \tau_1, \tau_1, \tau_2, \tau_3, \tau_3, \tau_4, \tau_4, \tau_5, \tau_1, \tau_2, \tau_2, \tau_8)$$

4.2. Universal cover. Let $\pi : \tilde{S} \rightarrow S$ be a universal cover of the surface S , and let $\tilde{M} = \pi^{-1}(M)$ and $\tilde{T} = \pi^{-1}(T)$.

Choose $\tilde{s} \in \pi^{-1}(s)$. There exists a unique lift $\tilde{\gamma}$ of γ starting at \tilde{s} . Then $\tilde{\gamma}$ is the concatenation of subpaths $\tilde{\gamma}_0, \tilde{\gamma}_1, \dots, \tilde{\gamma}_{d+1}$ where $\tilde{\gamma}_k$ is a path from a point \tilde{p}_k to a point \tilde{p}_{k+1} such that $\tilde{\gamma}_k$ is a lift of γ_k and $\tilde{p}_k \in \pi^{-1}(p_k)$, for $k = 0, 1, \dots, d + 1$. Let $\tilde{t} = \tilde{p}_{d+1} \in \pi^{-1}(t)$.

For k from 1 to d , let $\tilde{\tau}_{i_k}$ be the unique lift of τ_{i_k} running through \tilde{p}_k and let $\tilde{\tau}_{[\gamma_k]}$ be the unique lift of $\tau_{[\gamma_k]}$ that is bounding a triangle in \tilde{S} with $\tilde{\tau}_{i_k}$ and $\tilde{\tau}_{i_{k+1}}$. Each $\tilde{\gamma}_k$ lies in exactly one triangle $\tilde{\Delta}_k$ in \tilde{T} . Let $\tilde{S}(\gamma) \subset \tilde{S}$ be the union of the triangles $\tilde{\Delta}_0, \tilde{\Delta}_1, \dots, \tilde{\Delta}_{d+1}$ and let $\tilde{M}(\gamma) = \tilde{M} \cap \tilde{S}(\gamma)$ and $\tilde{T}(\gamma) = \tilde{T} \cap \tilde{S}(\gamma)$. Then $(\tilde{S}(\gamma), \tilde{M}(\gamma))$ is a simply connected unpunctured surface of which $\tilde{T}(\gamma)$ is a triangulation. This triangulation $\tilde{T}(\gamma)$ consists of arcs, respectively boundary arcs, $\tilde{\tau}_{i_k}, \tilde{\tau}_{[\gamma_k]}$ with $k = 1, 2, \dots, d$, and two boundary arcs incident to \tilde{s} and two boundary arcs incident to \tilde{t} . The simple connectedness of $\tilde{S}(\gamma)$ follows from the simple connectedness of the universal cover and the fact that the vertices of each triangle lie on the boundary of the universal cover. The fact that $\tilde{T}(\gamma)$ is a triangulation follows from the homotopy lifting property of \tilde{S} . Moreover, this triangulation does not contain any internal triangles, since each $\tilde{\tau}_{[\gamma_k]}$ is a boundary arc.

The underlying graph of $\tilde{T}(\gamma)$ is the graph with vertex set $\tilde{M}(\gamma)$ and whose set of edges consists of the (unoriented) arcs in $\tilde{T}(\gamma)$.

By [S2, section 5.5], we can compute the Laurent expansion of x_γ using complete $(\tilde{T}(\gamma), \tilde{\gamma})$ -paths in $(\tilde{S}(\gamma), \tilde{M}(\gamma))$.

4.3. Folding. The graph $\overline{G}_{T, \gamma}$ was constructed by glueing tiles \tilde{S}_{k+1} to tiles \tilde{S}_k along edges with weight $x_{[\gamma_k]}$, see Figure 3. Now we will fold the graph along

the edges weighted $x_{[\gamma_k]}$, thereby identifying the two triangles incident to $x_{[\gamma_k]}$, $k = 1, 2, \dots, d-1$.

To be more precise, the edge with weight $x_{[\gamma_k]}$, that lies in the two tiles \tilde{S}_{k+1} and \tilde{S}_k , is contained in precisely two triangles Δ_k and Δ'_k in $\overline{G}_{T,\gamma}$: Δ_k lying inside the tile \tilde{S}_k and Δ'_k lying inside the tile \tilde{S}_{k+1} . Both Δ_k and Δ'_k have weights $x_{[\gamma_k]}$, x_k, x_{k+1} , but opposite orientations. Cutting $\overline{G}_{T,\gamma}$ along the edge with weight $x_{[\gamma_k]}$, one obtains two connected components. Let R_k be the component that contains the tile \tilde{S}_k and R_{k+1} the component that contains \tilde{S}_{k+1} .

The *folding of the graph $\overline{G}_{T,\gamma}$ along $x_{[\gamma_k]}$* is the graph obtained by flipping R_{k+1} and then glueing it to R_k by identifying the two triangles Δ_k and Δ'_k . In this new graph, we can now fold along any of the edges $x_{[\gamma_\ell]}$ with $k \neq \ell$, by cutting along $x_{[\gamma_\ell]}$, defining subgraphs $R_{k,\ell}$ and $R_{k,\ell+1}$ in a similar way, and then flipping $R_{k,\ell+1}$ and glueing it to $R_{k,\ell}$ by identifying the two triangles Δ_ℓ and $\Delta_{\ell'}$.

The graph obtained by consecutive folding of $\overline{G}_{T,\gamma}$ along all edges with weight $x_{[\gamma_k]}$ for $k = 1, 2, \dots, d-1$, is isomorphic to the underlying graph of the triangulation $\tilde{T}(\gamma)$ of the unpunctured surface $(\tilde{S}(\gamma), \tilde{M}(\gamma))$. Indeed, there clearly is a bijection between the triangles in both graphs, and, in both graphs the way the triangles are glued together is uniquely determined by γ .

We obtain a map that we call the *folding map*

$$\begin{array}{ccc} \phi & : & \left\{ \begin{array}{l} \text{perfect matchings} \\ \text{in } G_{T,\gamma} \end{array} \right\} & \rightarrow & \left\{ \begin{array}{l} \text{complete } (\tilde{T}(\gamma), \tilde{\gamma})\text{-paths} \\ \text{in } (\tilde{S}(\gamma), \tilde{M}(\gamma)) \end{array} \right\} \\ & & P & \mapsto & \tilde{\alpha}_P \end{array}$$

as follows. First we associate a path α_P in $\overline{G}_{T,\gamma}$ to the matching P as follows. Let α_P be the path starting at s going along the unique edge of P that is incident to s , then going along the diagonal of the first tile \tilde{S}_1 , then along the unique edge of P that is incident to the endpoint of that diagonal, and so forth. The fact that P is a perfect matching guarantees that each endpoint of a diagonal is incident to a unique edge in P and from the construction of $G_{T,\gamma}$ it follows that each edge in P connects two endpoints of two distinct diagonals. It is clear from the construction of $G_{T,\gamma}$ that one can never come back to the same vertex, and therefore the path must reach t .

Since P has cardinality $d+1$, the path α_P consists of $2d+1$ edges, thus $\alpha = (\alpha_1, \alpha_2, \dots, \alpha_{2d+1})$. Now we define $\tilde{\alpha}_P = (\tilde{\alpha}_1, \tilde{\alpha}_2, \dots, \tilde{\alpha}_{2d+1})$ by folding the path α_P . Thus, if $P = \{\beta_1, \beta_3, \dots, \beta_{2d-1}, \beta_{2d+1}\}$, where the edges are ordered according to γ , then $\phi(P) = (\tilde{\alpha}_1, \tilde{\alpha}_2, \dots, \tilde{\alpha}_{2d+1})$, where $\tilde{\alpha}_{2k+1}$ is the image of β_{2k+1} under the folding and $\tilde{\alpha}_{2k} = \tilde{\tau}_{i_k}$ is the arc crossing $\tilde{\gamma}$ at \tilde{p}_k . Then $\phi(P)$ satisfies the axiom (T1) by construction. Moreover, $\phi(P)$ satisfies the axiom (T2), because, for each $k = 0, 1, \dots, d$, the segment of the path $\phi(P)$, which starts at the point \tilde{p}_k , then goes along $\tilde{\alpha}_{2k}$ to the starting point of $\tilde{\alpha}_{2k+1}$, then along $\tilde{\alpha}_{2k+1}$ to the starting point of $\tilde{\alpha}_{2k+2}$ and then along $\tilde{\alpha}_{2k+2}$ until the point \tilde{p}_{k+1} , is homotopic to the segment $\tilde{\gamma}_k$, since both segments lie in the simply connected triangle $\tilde{\Delta}_k$ formed by $\tilde{\tau}_{i_k}, \tilde{\tau}_{i_{k+1}}$ and $\tilde{\tau}_{[\gamma_k]}$. Therefore, the folding map ϕ is well defined.

Note that it is possible that $\tilde{\alpha}_k, \tilde{\alpha}_{k+1}$ is backtracking, that is, $\tilde{\alpha}_k$ and $\tilde{\alpha}_{k+1}$ run along the same arc $\tilde{\tau} \in \tilde{T}(\gamma)$.

Example 4.3. *Figure 4 displays an example of a perfect matching P , whose edges are the solid bold lines, of the graph $G_{T,\gamma}$ of Figure 10. The matching contains edges*

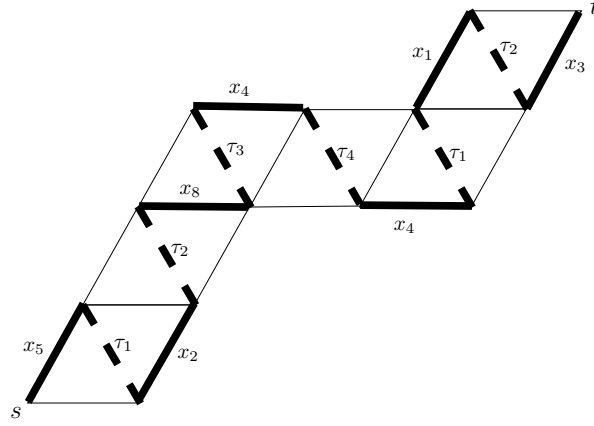


FIGURE 4. Example of complete (T, γ) path associated to a matching

labeled $x_5, x_2, x_8, x_4, x_4, x_1, x_3$. The figure also shows the corresponding (not yet folded) complete (T, γ) -path obtained by inserting the diagonals $\tau_1, \tau_2, \tau_3, \tau_4, \tau_1, \tau_2$, given as dashed bold lines. In the surface in Figure 9, the corresponding complete (T, γ) -path

$$\alpha_P = (\tau_5, \tau_1, \tau_2, \tau_2, \tau_8, \tau_3, \tau_4, \tau_4, \tau_4, \tau_1, \tau_1, \tau_2, \tau_3)$$

is obtained by folding the path in Figure 4.

4.4. Unfolding the surface. Let α be a boundary arc in $(\tilde{S}(\gamma), \tilde{M}(\gamma))$ that is not adjacent to \tilde{s} and not adjacent to \tilde{t} . Then there is a unique triangle Δ in $\tilde{T}(\gamma)$ in which α is a side. The other two sides of Δ are two consecutive arcs, which we denote by $\tilde{\tau}_j$ and $\tilde{\tau}_{j+1}$, see Figure 5.

By cutting the underlying graph of $\tilde{T}(\gamma)$ along $\tilde{\tau}_j$, we obtain two pieces. Let R_{j+1} denote the piece that contains $\alpha, \tilde{\tau}_{j+1}$ and t . Similarly, cutting $(\tilde{S}(\gamma), \tilde{M}(\gamma))$ along $\tilde{\tau}_{j+1}$, we obtain two pieces, and we denote by R_j the piece that contains $s, \tilde{\tau}_j$ and α .

The graph obtained by unfolding along α is the graph obtained by flipping R_j and then glueing it to R_{j+1} along α . In this new graph, we label the edge of R_j that had the label $\tilde{\tau}_{j+1}$ by $\tilde{\tau}_{j+1}^b$ and the edge of R_{j+1} that had the label $\tilde{\tau}_j$ by $\tilde{\tau}_j^b$, indicating that these edges are on the boundary of the new graph, see Figure 5. Now, in the graph obtained from unfolding along α , we can continue unfolding along (the image of) a different boundary arc α' in $(\tilde{S}(\gamma), \tilde{M}(\gamma))$ that is not adjacent to \tilde{s} and not adjacent to \tilde{t} , again using the unique triangle Δ' in $\tilde{T}(\gamma)$ in which α' is a side, cutting the graph obtained from unfolding along α along $\tilde{\tau}_{j'}$ to obtain $R_{j'+1}$ and cutting the graph obtained from unfolding along α along $\tilde{\tau}_{j'+1}$ to obtain $R_{j'}$, then flipping and glueing in a similar way will give a new graph obtained from $\tilde{T}(\gamma)$ by consecutive unfolding along α and α' .

Lemma 4.4. *The graph obtained by repeated unfolding of the underlying graph of $\tilde{T}(\gamma)$ along all boundary edges not adjacent to s or t is isomorphic to the graph $\overline{G}_{T, \gamma}$. Moreover, for each unfolding along an edge α , the edges labeled $\tilde{\tau}_j^b, \tilde{\tau}_{j+1}^b$ are on the boundary of $\overline{G}_{T, \gamma}$ and carry the weights x_j, x_{j+1} respectively, the edges labeled*

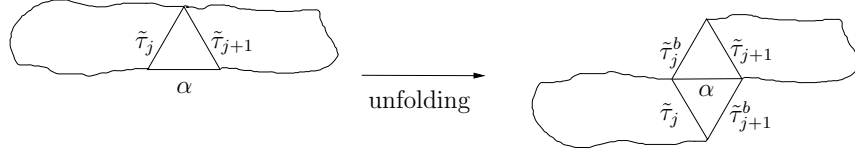
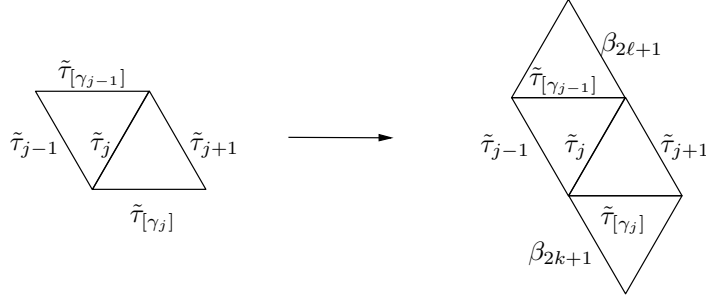


FIGURE 5. Completion of paths

FIGURE 6. Unfolding along $\tilde{\tau}_{[\gamma_{j-1}]}$ and $\tilde{\tau}_{[\gamma_j]}$

$\tilde{\tau}_j, \tilde{\tau}_{j+1}$ are diagonals in $\overline{G}_{T,\gamma}$ and carry the weights x_j, x_{j+1} respectively, and α is an interior edge of \overline{G}_γ that is not a diagonal and carries the weight $x_{[\gamma_j]}$.

Proof. This follows from the construction. \square

4.5. Unfolding map. We define a map

$$\begin{aligned} \{\text{complete } (\tilde{T}(\gamma), \tilde{\gamma}) - \text{paths}\} &\rightarrow \{\text{perfect matchings of } G_{T,\gamma}\} \\ \tilde{\alpha} = (\tilde{\alpha}_1, \tilde{\alpha}_2, \dots, \tilde{\alpha}_{2d+1}) &\mapsto P_{\tilde{\alpha}} = \{\beta_1, \beta_3, \beta_5, \dots, \beta_{2d+1}\} \end{aligned}$$

where $\beta_1 = \tilde{\alpha}_1, \beta_{2d+1} = \tilde{\alpha}_{2d+1}$ and

$$\beta_{2k+1} = \begin{cases} \tilde{\alpha}_{2k+1} & \text{if } \tilde{\alpha}_{2k+1} \text{ is a boundary arc in } \tilde{T}(\gamma), \\ \tilde{\tau}_j^b & \text{if } \tilde{\alpha}_{2k+1} = \tilde{\tau}_j \text{ is an arc in } \tilde{T}(\gamma). \end{cases}$$

We will show that this map is well-defined. Suppose β_{2k+1} and $\beta_{2\ell+1}$ have a common endpoint x . Then $\tilde{\alpha}_{2k+1}$ and $\tilde{\alpha}_{2\ell+1}$ have a common endpoint y in $(\tilde{S}(\gamma), \tilde{M}(\gamma))$ and the two edges are not separated in the unfolding described in Lemma 4.4. Consequently, there is no triangle in $\tilde{T}(\gamma)$ that is contained in the subpolygon spanned by $\tilde{\alpha}_{2k+1}$ and $\tilde{\alpha}_{2\ell+1}$, hence $\tilde{\alpha}_{2k+1}$ is equal to $\tilde{\alpha}_{2\ell+1}$. This implies that every arc in the subpath $(\tilde{\alpha}_{2k+1}, \tilde{\alpha}_{2k+2} \dots \tilde{\alpha}_{2\ell+1})$ is equal to the same arc $\tilde{\tau}_j$, and the only way this can happen is when $\ell = k + 1$ and $(\tilde{\alpha}_{2k+1}, \tilde{\alpha}_{2k+2} \dots \tilde{\alpha}_{2\ell+1}) = (\tilde{\tau}_j, \tilde{\tau}_j, \tilde{\tau}_j)$ and both endpoints of $\tilde{\tau}_j$ are incident to an interior arc other than $\tilde{\tau}_j$. In this case, $\tilde{\tau}_j$ bounds the two triangles $\tilde{\tau}_{j-1}, \tilde{\tau}_j, \tilde{\tau}_{[\gamma_{j-1}]}$ and $\tilde{\tau}_j, \tilde{\tau}_{j+1}, \tilde{\tau}_{[\gamma_j]}$ in $\tilde{T}(\gamma)$. Unfolding along $\tilde{\tau}_{[\gamma_{j-1}]}$ and $\tilde{\tau}_{[\gamma_j]}$ will produce edges β_{2k+1} and $\beta_{2\ell+1}$ that are not adjacent, see Figure 6. This shows that no vertex of $G_{T,\gamma}$ is covered twice in $P_{\tilde{\alpha}}$.

To show that every vertex of $G_{T,\gamma}$ is covered in $P_{\tilde{\alpha}}$, we use a counting argument. Indeed, the number of vertices of $G_{T,\gamma}$ is $2(d+1)$, and, on the other hand, $2d+1$ is the length of $\tilde{\alpha}$, since $\tilde{\alpha}$ is complete, and thus $P_{\tilde{\alpha}}$ has $d+1$ edges. The statement follows since every $\beta_j \in P_{\tilde{\alpha}}$ has two distinct endpoints. This shows that $P_{\tilde{\alpha}}$ is a perfect matching and our map is well-defined.

Lemma 4.5. *The unfolding map $\tilde{\alpha} \mapsto P_{\tilde{\alpha}}$ is the inverse of the folding map $P \mapsto \tilde{\alpha}_P$. In particular, both maps are bijections.*

Proof. Let $\tilde{\alpha} = (\tilde{\alpha}_1, \tilde{\alpha}_2, \dots, \tilde{\alpha}_{2d+1})$ be a complete $(\tilde{T}(\gamma), \tilde{\gamma})$ -path. Then $\tilde{\alpha}_{P_{\tilde{\alpha}}} = (\alpha_1, \alpha_2, \dots, \alpha_{2d+1})$ where α_{2k+1} is the image under folding of the arc $\tilde{\tau}_j^b$ if $\tilde{\alpha}_{2k+1} = \tilde{\tau}_j$ is an arc in $\tilde{T}(\gamma)$ or, otherwise, the image under the folding of the arc $\tilde{\alpha}_{2k+1}$. Thus $\alpha_{2k+1} = \tilde{\alpha}_{2k+1}$. Moreover, $\alpha_{2k} = \tau_{i_k} = \tilde{\alpha}_{2k}$, and thus $\tilde{\alpha}_{P_{\tilde{\alpha}}} = \tilde{\alpha}$.

Conversely, let $P = \{\beta_1, \beta_3, \dots, \beta_{2d-1}, \beta_{2d+1}\}$ be a perfect matching of $G_{T,\gamma}$. Then $P_{\tilde{\alpha}_P} = \{\tilde{\beta}_1, \tilde{\beta}_3, \dots, \tilde{\beta}_{2d-1}, \tilde{\beta}_{2d+1}\}$ where

$$\begin{aligned} \tilde{\beta}_{2k+1} &= \begin{cases} \tilde{\alpha}_{2k+1} & \text{if } \tilde{\alpha}_{2k+1} \text{ is a boundary arc,} \\ \tilde{\tau}_j^b & \text{if } \tilde{\alpha}_{2k+1} = \tilde{\tau}_j \text{ is an arc} \end{cases} \\ &= \begin{cases} \tilde{\tau}_{[\gamma_j]} & \text{if } \beta_{2k+1} = \tilde{\tau}_{[\gamma_j]}, \\ \tilde{\tau}_j^b & \text{if } \beta_{2k+1} = \tilde{\tau}_j^b. \end{cases} \end{aligned}$$

Hence $P_{\tilde{\alpha}_P} = P$. \square

Combining Lemma 4.5 with the results of [S2], we obtain the following Theorem.

Theorem 4.6. *There is a bijection between the set of perfect matchings of the graph $G_{T,\gamma}$ and the set of complete (T, γ) -paths in (S, M) given by $P \mapsto \pi(\tilde{\alpha}_P)$, where $\tilde{\alpha}_P$ is the image of P under the folding map and π is induced by the universal cover $\pi : \tilde{S} \rightarrow S$. Moreover, the numerator of the Laurent monomial $x(\pi(\tilde{\alpha}_P))$ of the complete (T, γ) -path $\pi(\tilde{\alpha}_P)$ is equal to the weight $w(P)$ of the matching P .*

Proof. The map in the Theorem is a bijection, because it is the composition of the folding map, which is a bijection, by Lemma 4.5, and the map π , which is a bijection, by [S2, Lemma 5.8]. The last statement of the Theorem follows from the construction of the graph $G_{T,\gamma}$. \square

Example 4.7. *The unfolding of the path*

$$\tilde{\alpha} = (\tau_5, \tau_1, \tau_2, \tau_2, \tau_8, \tau_3, \tau_4, \tau_4, \tau_4, \tau_1, \tau_1, \tau_2, \tau_3)$$

in the surface of Figure 9 is the perfect matching $P_{\tilde{\alpha}} = P$ of example 4.3.

4.6. Proof of Theorem 3.1. It has been shown in [S2, Theorem 3.2] that

$$(5) \quad x_\gamma = \sum_{\alpha} x(\alpha) y(\alpha),$$

where the sum is over all complete (T, γ) -paths α in (S, M) , $y(\alpha)$ is a monomial in \mathbf{y}_T , and

$$(6) \quad x(\alpha) = \prod_{k \text{ odd}} x_{\alpha_k} \prod_{k \text{ even}} x_{\alpha_k}^{-1}.$$

Applying Theorem 4.6 to equation (5) yields

$$(7) \quad x_\gamma = \sum_P w(P) y(P) (x_{i_1} x_{i_2} \cdots x_{i_d})^{-1},$$

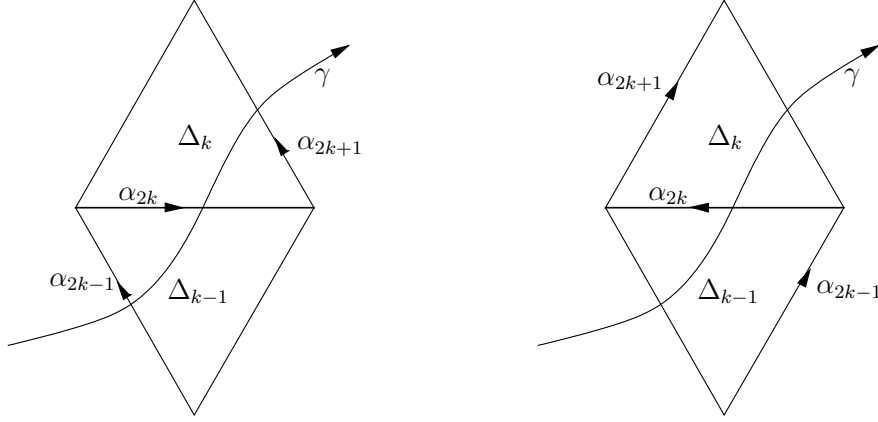


FIGURE 7. Two examples of the (T, γ) -path segment $(\alpha_{2k-1}, \alpha_{2k}, \alpha_{2k+1})$. On the left, α_{2k} is not γ -oriented and on the right, α_{2k} is γ -oriented.

where the sum is over all perfect matchings P of $G_{T, \gamma}$, $w(P)$ is the weight of the matching and $y(P) = y(\pi(\tilde{\alpha}_P))$, by definition. This completes the proof of Theorem 3.1.

5. A FORMULA FOR $y(P)$

In this section, we give a description of the coefficients $y(P)$ in terms of the matching P . First, we need to recall some results from [S2].

Recall that T is a triangulation of the unpunctured surface (S, M) and that γ is an arc in (S, M) that crosses T exactly d times. We also have fixed an orientation for γ , and denote by $s = p_0, p_1, \dots, p_d, p_{d+1} = t$ the intersection points of γ and T in order of occurrence on γ . Let i_1, i_2, \dots, i_d be such that p_k lies on the arc $\tau_{i_k} \in T$, for $k = 1, 2, \dots, d$. For $k = 0, 1, \dots, d$, let γ_k denote the segment of the path γ from the point p_k to the point p_{k+1} . Each γ_k lies in exactly one triangle Δ_k in T . If $1 \leq k \leq d-1$, the triangle Δ_k is formed by the arcs $\tau_{i_k}, \tau_{i_{k+1}}$ and a third arc that we denote by $\tau_{[\gamma_k]}$.

The orientation of the surface S induces an orientation on each of these triangles in such a way that, whenever two triangles Δ, Δ' share an edge τ , then the orientation of τ in Δ is opposite to the orientation of τ in Δ' . There are precisely two such orientations. We assume without loss of generality that S has the ‘‘clockwise orientation’’, that is, in each triangle Δ , going around the boundary of Δ according to the orientation of S is clockwise when looking at it from outside the surface.

Let α be a complete (T, γ) -path. Then $\alpha_{2k} = \tau_{i_k}$ is a common arc of the two triangles Δ_{k-1} and Δ_k . We say that α_{2k} is γ -oriented if the orientation of α_{2k} in the path α is the same as the orientation of τ_{i_k} in the triangle Δ_k , see Figure 7.

It is shown in [S2, Theorem 3.2] that

$$(8) \quad y(\alpha) = \prod_{k: \alpha_{2k} \text{ is } \gamma\text{-oriented}} y_{i_k}.$$

Each perfect matching P of $G_{T, \gamma}$ induces a path α_P in $\overline{G}_{T, \gamma}$ as in the construction of the folding map in section 4.3. The even arcs of α_P are the diagonals of the graph

$\overline{G_{T,\gamma}}$. We say that an even arc of α_P has *upward orientation* if α_P is directed from southeast to northwest on that even arc, otherwise we say that the arc has *downward orientation*. Since going upward on the first even arc of α_P is γ -oriented then we have that the $(2k)$ -th arc of $\pi(\tilde{\alpha}_P)$ is γ -oriented if and only if the $2k$ -th arc of α_P is upward if k is odd, and downward if k is even.

There are precisely two perfect matchings P_+ and P_- of $G_{T,\gamma}$ that contain only boundary edges of $G_{T,\gamma}$. The orientations of the even arcs in both of the induced (T, γ) -paths $\tilde{\alpha}_{P_+}$ and $\tilde{\alpha}_{P_-}$ are alternately upward and downward, thus for one of the two paths, say P_+ , each even arc of $\pi(\tilde{\alpha}_{P_+})$ is γ -oriented, whereas for P_- none of the even arcs of $\pi(\tilde{\alpha}_{P_-})$ is γ -oriented. That is, $y(P_-) = 1$ and $y(P_+) = y_{i_1}y_{i_2} \cdots y_{i_d}$. Note that, since the tile \tilde{S}_1 has the same orientation as the surface, the matching P_- contains the western edge of \tilde{S}_1 , while P_+ contains the southern edge of \tilde{S}_1 .

For an arbitrary perfect matching P , the coefficient $y(P)$ is determined by the set of edges of the symmetric difference $P_- \ominus P = (P_- \cup P) \setminus (P_- \cap P)$ as follows.

Theorem 5.1. *The set $P_- \ominus P$ is the set of boundary edges of a (possibly disconnected) subgraph G_P of $G_{T,\gamma}$ which is a union of tiles*

$$G_P = \cup_{j \in J} S_j.$$

Moreover,

$$y(P) = \prod_{j \in J} y_{i_j}$$

Proof. Choose any edge e_1 and either endpoint in $P_- \setminus (P_- \cap P)$, and walk along that edge until its other endpoint. Since P is a perfect matching, this endpoint is incident to an edge e_2 in P , which is different from e_1 and, hence, not in P_- . Thus $e_2 \in P \setminus (P_- \cap P)$. Now walk along e_2 until its other endpoint. This endpoint is incident to an edge e_3 in P_- which is different from e_2 , and, hence, not in P . Thus $e_3 \in P_- \setminus (P_- \cap P)$. Continuing this way, we construct a sequence of edges in $P_- \ominus P$. Since $G_{T,\gamma}$ has only finitely many edges, this sequence must become periodic after a certain number of steps; thus there exist p, N such that $e_k = e_{k+p}$ for all $k \geq N$.

We will show that one can take $N = 1$. Suppose to the contrary that $N \geq 2$ is the smallest integer such that $e_k = e_{k+p}$ for all $k \geq N$. Then e_{N-1}, e_N and e_{N+p-1} share a common endpoint. But e_{N-1}, e_N and e_{N+p-1} are elements of the union of two perfect matchings, hence $e_{N-1} = e_{N+p-1}$, contradicting the minimality of N .

Therefore the sequence e_1, e_2, \dots, e_p in $P_- \ominus P$ is the set of boundary edges of a connected subgraph of $G_{T,\gamma}$ which is a union of tiles.

The graph G_P is the union of these connected subgraphs and, hence, it is a union of tiles. Let H be a connected component of G_P . There are precisely two perfect matchings $P_-(H)$ and $P_+(H)$ of H that consist only of boundary edges of H . Clearly, these two matchings are $P_- \cap E(H)$ and $P \cap E(H)$, where $E(H)$ is the set of edges of the graph H . Therefore, in each tile of H , the orientation of the diagonal in α_{P_-} and α_P are opposite. The restrictions of P_- and P to $E(G_{T,\gamma}) \setminus E(G_P)$ are identical, hence in each tile of $G_{T,\gamma} \setminus G_P$, the orientations of the diagonal in α_{P_-} and α_P are equal. It follows from equation (8) that $y(P) = \prod_{j \in J} y_{i_j}$. \square

It has been shown in [FZ2] that, for any cluster variable x_γ in \mathcal{A} , its Laurent expansion in the initial seed $(\mathbf{x}_T, \mathbf{y}_T, B_T)$ is homogeneous with respect to the grading given by $\deg(x_i) = \mathbf{e}_i$ and $\deg(y_i) = B_T \mathbf{e}_i$, where $\mathbf{e}_i = (0, \dots, 0, 1, 0, \dots, 0)^T \in \mathbb{Z}^n$

with 1 at position i . By definition, the g -vector g_γ of a cluster variable x_γ is the degree of its Laurent expansion with respect to this grading.

Corollary 5.2. *The g -vector g_γ of x_γ is given by*

$$g_\gamma = \deg \frac{w(P_-)}{x_{i_1} x_{i_2} \cdots x_{i_d}}.$$

Proof. This follows from the fact that $y(P_-) = 1$. □

Remark 5.3. The formula for $y(P)$ can also be phrased in terms of height functions. As described in section 3 of [Pr2], one way to define the height function on the faces of a bipartite planar graph G , covered by a perfect matching P , is to superimpose each matching with the fixed matching P_\emptyset (the unique matching of minimal height). In the case where G is a snake graph, we take P_\emptyset to be P_- , the matching of G only involving edges on the boundary and including the western edge of tile \tilde{S}_1 . Color the vertices of G black and white so that no two adjacent vertices have the same color. In this superposition, we orient edges of P from black to white, and edges of P_- from white to black. We thereby obtain a spanning set of cycles, and removing the cycles of length two exactly corresponds to taking the symmetric difference $P \ominus P_-$. We can read the resulting graph as a relief-map, in which the altitude changes by $+1$ or -1 as one crosses over a contour line, according to whether the counter-line is directed clockwise or counter-clockwise. By this procedure, we obtain a height function $h_P : F(G) \rightarrow \mathbb{Z}$ which assigns integers to the faces of graph G . When G is a snake graph, the set of faces $F(G)$ is simply the set of tiles $\{S_j\}$ of G . Comparing with the definition of $y(P)$ in Theorem 5.1, we see that

$$y(P) = \prod_{S_j \in F(G)} y_j^{h_P(j)}.$$

An alternative definition of height functions comes from [EKLP] by translating the matching problem into a domino tiling problem on a region colored as a checker-board. We imagine an ant starting at an arbitrary vertex at height 0, walking along the boundary of each domino, and changing its height by $+1$ or -1 as it traverses the boundary of a black or white square, respectively. The values of the height function under these two formulations agree up to scaling by four.

Example 5.4. *We illustrate the construction of the graph G_P in Figure 8. The perfect matching of $G_{T,\gamma}$ is the set of bold face edges on the left side of the figure, and the graph G_P is given on the right. Note that the matching P_- in this example consists of the two edges labeled x_2, x_5 in the first tile and the boundary edges of the graph G_P that are not in G_P .*

6. CLUSTER EXPANSION WITHOUT MATCHINGS

In this section, we give a formula for the cluster expansion of x_γ in terms of the graph $G_{T,\gamma}$ only.

For any subgraph H of $G_{T,\gamma}$, let $c(H)$ be the number of connected components of H . Let $E(H)$ be the set of edges of H , and denote by ∂H the set of boundary edges of H . Define \mathcal{H}_k to be the set of all subgraphs H of $G_{T,\gamma}$ such that H is a union of k tiles $H = S_{j_1} \cup \cdots \cup S_{j_k}$ and the number of edges of P_- that are

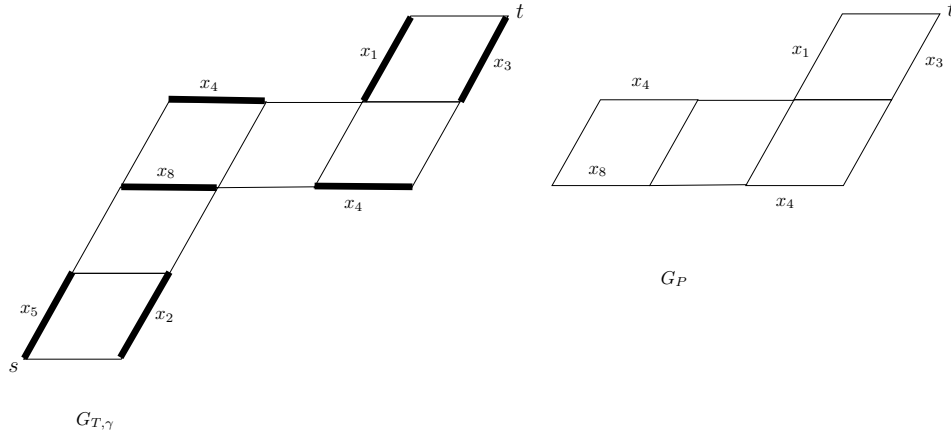


FIGURE 8. Perfect matching P and associated graph G_P

contained in H is equal to $k + c(H)$. For $H \in \mathcal{H}_k$, let

$$y(H) = \prod_{S_{i_j} \text{ tile in } H} y_{i_j}.$$

Theorem 6.1. *The cluster expansion of the cluster variable x_γ is given by*

$$x_\gamma = \sum_{k=0}^d \sum_{H \in \mathcal{H}_k} \frac{w(\partial H \ominus P_-) y(H)}{x_{i_1} x_{i_2} \cdots x_{i_d}},$$

Proof. It follows from Theorems 3.1 and 5.1 that

$$x_\gamma = \sum_{k=1}^d \sum_{P: |y(P)|=k} \frac{w(P) y(G_P)}{x_{i_1} x_{i_2} \cdots x_{i_d}},$$

where $|y(P)|$ is the number of tiles in G_P . We will show that for all k , the map $P \mapsto G_P$ is a bijection between the set of perfect matchings P of $G_{T,\gamma}$ such that $|y(P)| = k$ and the set \mathcal{H}_k .

- The map is well-defined. Clearly, G_P is the union of k tiles. Moreover, $E(G_P) \cap P_-$ is a perfect matching of G_P , since P_- consists of every other boundary edge of $G_{T,\gamma}$. Thus the cardinality of $(E(G_P) \cap P_-)$ is half the number of vertices of G_P , which is equal to $2k + 2c(G_P)$. Therefore, the cardinality of $(E(G_P) \cap P_-)$ is $k + c(G_P)$ and $G_P \in \mathcal{H}_k$.
- The map is injective, since two graphs $G_P, G_{P'}$ are equal if and only if their boundaries are.
- The map is surjective. Let $H = S_{j_1} \cup \cdots \cup S_{j_k}$ be such that the cardinality of $E(H) \cap P_-$ equals $k + c(H)$. The boundary of H consists of $2k + 2c(H)$ edges, half of which lie in P_- . As in the proof of Theorem 5.1, let $P_-(H) = E(H) \cap P_-$ and $P_+(H)$ be the two perfect matchings of H that consist of boundary edges only. Let $P = P_+(H) \cup (P_- \setminus P_-(H))$. Then P is a perfect matching of $G_{T,\gamma}$ such that $G_P = H$, and moreover, $|y(P)|$ is equal to the number of tiles in H , which is k . Thus the map is surjective.

Now the boundary edges of G_P are precisely the elements of $P \ominus P_-$, which implies that $\partial(G_P) \ominus P_- = (P \ominus P_-) \ominus P_- = P \ominus (P_- \ominus P_-) = P$. Therefore $w(P) = w(\partial(G_P) \ominus P_-)$, and this completes the proof. \square

Corollary 6.2. *The F -polynomial of γ is given by*

$$F_\gamma = \sum_{k=0}^d \sum_{H \in \mathcal{H}_k} y(H).$$

7. EXAMPLE

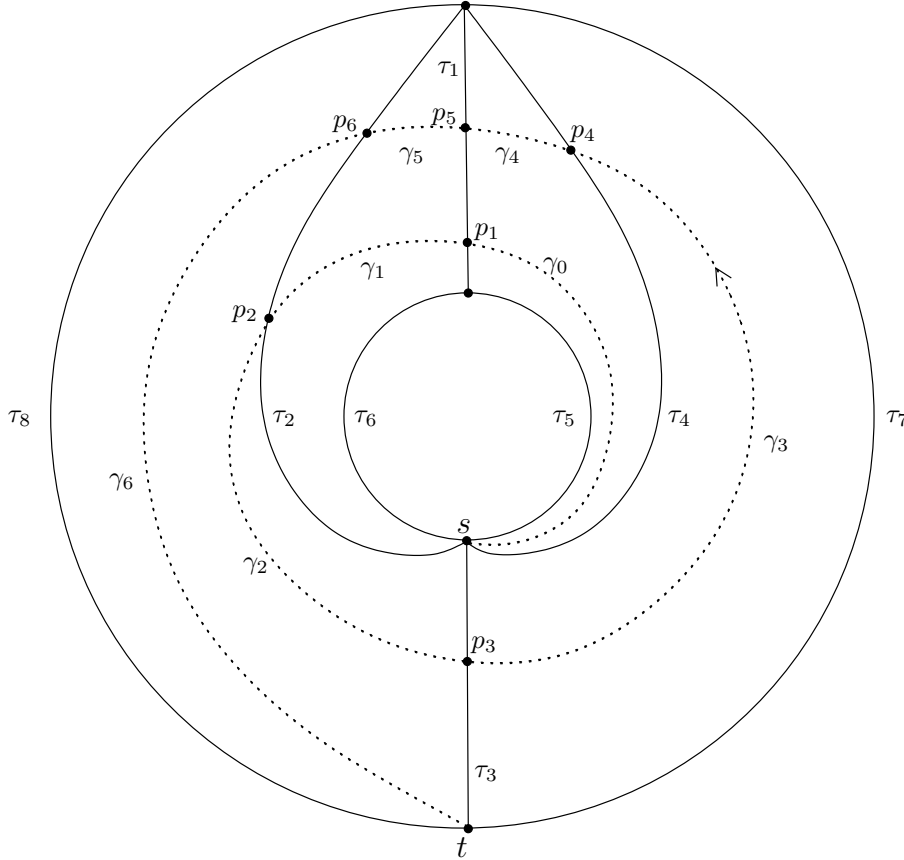


FIGURE 9. Triangulated surface with dotted arc γ

We illustrate Theorem 3.1, Theorem 5.1 and Theorem 6.1 in an example. Let (S, M) be the annulus with two marked points on each of the two boundary components, and let $T = \{\tau_1, \dots, \tau_8\}$ be the triangulation shown in Figure 9. The corresponding cluster algebra has the following principal exchange matrix

$$\begin{bmatrix} 0 & 1 & 0 & -1 \\ -1 & 0 & -1 & 0 \\ 0 & 1 & 0 & -1 \\ 1 & 0 & 1 & 0 \end{bmatrix},$$

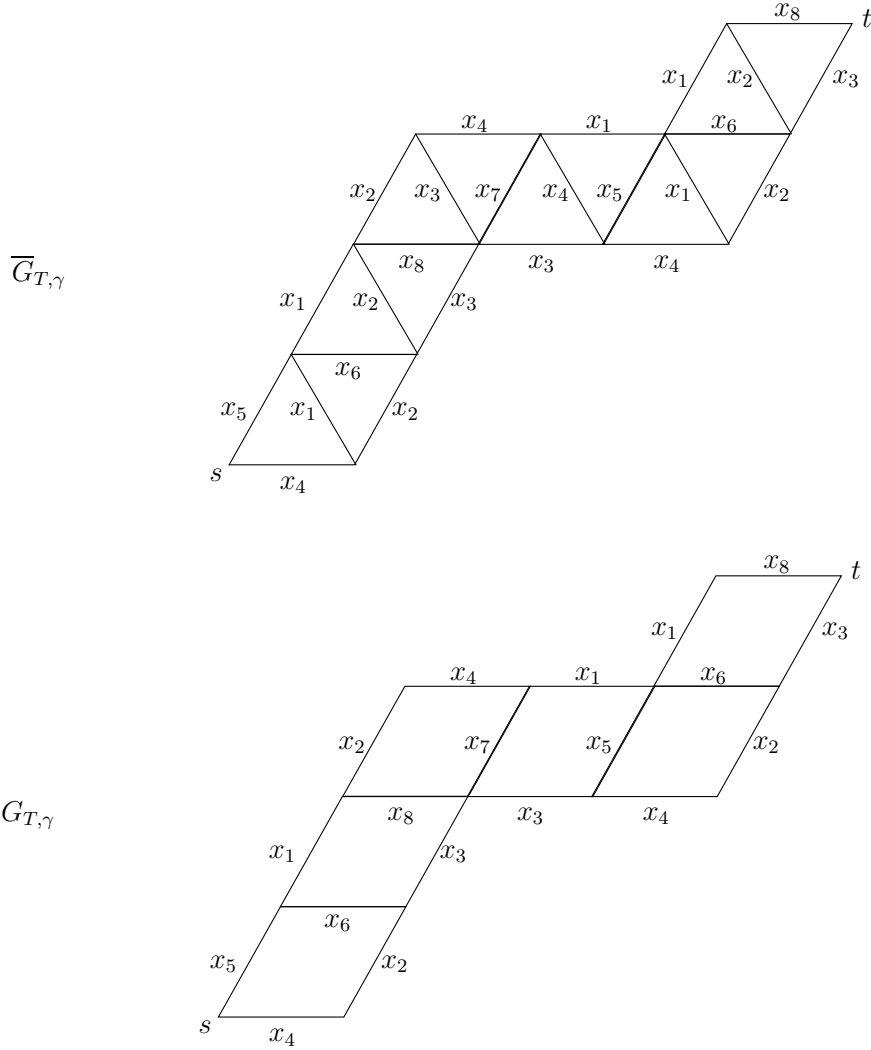


FIGURE 10. Construction of the graphs $\bar{G}_{T,\gamma}$ and $G_{T,\gamma}$

which can also be visualized by a quiver, simply by drawing b_{ij} arrows $i \rightarrow j$ for each positive entry b_{ij} in the matrix:



Let γ be the dotted arc in Figure 9. It has $d = 6$ crossings with the triangulation. The sequence of crossed arcs $\tau_{i_1}, \dots, \tau_{i_6}$ is $\tau_1, \tau_2, \tau_3, \tau_4, \tau_1, \tau_2$, and the corresponding segments $\gamma_0, \dots, \gamma_6$ of the arc γ are labeled in the figure. Moreover, $\tau_{[\gamma_1]} = \tau_6$, $\tau_{[\gamma_2]} = \tau_8$, $\tau_{[\gamma_3]} = \tau_7$, $\tau_{[\gamma_4]} = \tau_5$ and $\tau_{[\gamma_5]} = \tau_6$.

The graph $G_{T,\gamma}$ is obtained by glueing the corresponding six tiles $\tilde{S}_1, \tilde{S}_2, \tilde{S}_3, \tilde{S}_4, \tilde{S}_1$, and \tilde{S}_2 . The result is shown in Figure 10.

Theorems 3.1 and 5.1 imply that $x_\gamma(x_{i_1}x_{i_2} \cdots x_{i_d})$ is equal to

$$\begin{array}{rcl}
& x_5x_2x_2x_3x_1x_2x_8 & + \quad x_4x_6x_2x_3x_1x_2x_8 y_1 \\
+ & x_5x_2x_2x_7x_5x_2x_8 y_4 & + \quad x_4x_6x_2x_7x_5x_2x_8 y_1y_4 \\
+ & x_5x_2x_8x_4x_5x_2x_8 y_3y_4 & + \quad x_5x_2x_2x_7x_4x_6x_8 y_4y_1 \\
+ & x_4x_6x_8x_4x_5x_2x_8 y_1y_3y_4 & + \quad x_4x_6x_2x_7x_4x_6x_8 y_1y_4y_1 \\
+ & x_5x_2x_8x_4x_4x_6x_8 y_3y_4y_1 & + \quad x_5x_2x_2x_7x_4x_1x_3 y_4y_1y_2 \\
+ & x_4x_1x_3x_4x_5x_2x_8 y_1y_2y_3y_4 & + \quad x_4x_6x_8x_4x_4x_6x_8 y_1y_3y_4y_1 \\
+ & x_4x_6x_2x_7x_4x_1x_3 y_1y_4y_1y_2 & + \quad x_5x_2x_8x_4x_4x_1x_3 y_3y_4y_1y_2 \\
+ & x_4x_1x_3x_4x_4x_6x_8 y_1y_2y_3y_4y_1 & + \quad x_4x_6x_8x_4x_4x_1x_3 y_1y_3y_4y_1y_2 \\
+ & x_4x_1x_3x_4x_4x_1x_3 y_1y_2y_3y_4y_1y_2 &
\end{array}$$

which is equal to

$$\begin{array}{rcl}
& x_1x_2^3x_3 & + \quad x_1x_2^2x_3x_4 y_1 \\
+ & x_2^3 y_4 & + \quad x_2^2x_4 y_1y_4 \\
+ & x_2^2x_4 y_3y_4 & + \quad x_2^2x_4 y_1y_4 \\
+ & x_2x_4^2 y_1y_3y_4 & + \quad x_2x_4^2 y_1^2y_4 \\
+ & x_2x_4^2 y_3y_4y_1 & + \quad x_1x_2^2x_3x_4 y_1y_2y_4 \\
+ & x_1x_2x_3x_4^2 y_1y_2y_3y_4 & + \quad x_4^3 y_1^2y_3y_4 \\
+ & x_1x_2x_3x_4^2 y_1^2y_2y_4 & + \quad x_1x_2x_3x_4^2 y_3y_4y_1y_2 \\
+ & x_1x_3x_4^3 y_1^2y_2y_3y_4 & + \quad x_1x_3x_4^3 y_1^2y_2y_3y_4 \\
+ & x_1^2x_3^2x_4^2 y_1^2y_2^2y_3y_4 &
\end{array}$$

The first term corresponds to the matching P_- consisting of the boundary edges weighted x_5 and x_2 in the first tile, x_2 in the third tile, x_1 and x_3 in the fourth, x_2 in the fifth and x_8 in the sixth tile. For example, the twelfth term corresponds to the matching P consisting of the horizontal edges of the first three tiles and the horizontal edges of the last two tiles. Thus $P_- \ominus P = (P_- \cup P) \setminus (P_- \cap P)$ is the union of the first, third, fourth and fifth tile, whence $y(P) = y_{i_1}y_{i_3}y_{i_4}y_{i_5} = y_1y_3y_4y_1$.

To illustrate Theorem 6.1, let $k = 2$. Then \mathcal{H}_k consists of the subgraphs H of $G_{T,\gamma}$ which are unions of two tiles and such that $E(H) \cap P_-$ has three elements if H is connected, respectively four elements if H has two connected components. Thus \mathcal{H}_2 has three elements

$$\mathcal{H}_2 = \{S_{i_3} \cup S_{i_4}, S_{i_4} \cup S_{i_5}, S_{i_1} \cup S_{i_4}\}$$

corresponding to the three terms

$$x_2^2x_4y_3y_4, x_2^2x_4y_1y_4 \text{ and } x_2^2x_4y_1y_4.$$

REFERENCES

- [A] C. Amiot, Cluster categories for algebras of global dimension 2 and quivers with potential, to appear in *Ann. Inst. Fourier*.
- [ABCP] I. Assem, T. Brüstle, G. Charbonneau-Jodoin, P.G. Plamondon, Gentle algebras arising from surface triangulations, preprint, [arXiv:0903.3347](https://arxiv.org/abs/0903.3347).
- [BMRRT] A. Buan, R. Marsh, M. Reineke, I. Reiten and G. Todorov, Tilting theory and cluster combinatorics, *Adv. Math.* **204** (2006), 572-612, [arXiv:math.RT/0402054](https://arxiv.org/abs/math/0402054).
- [BMR] A. B. Buan, R. Marsh and I. Reiten, Denominators of cluster variables, *J. Lond. Math. Soc.* **79** (3) (2009), 589-611.
- [CC] P. Caldero and F. Chapoton, Cluster algebras as Hall algebras of quiver representations, *Comment. Math. Helv.* **81** (2006), 595-616, [arXiv:math.RT/0410187](https://arxiv.org/abs/math/0410187).

- [CCS] P. Caldero, F. Chapoton and R. Schiffler, Quivers with relations arising from clusters (A_n case), *Trans. Amer. Math. Soc.* **358** (2006), no. 3, 1347–1364, [arXiv:math.RT/0401316](#).
- [CCS2] P. Caldero, F. Chapoton and R. Schiffler, Quivers with relations and cluster tilted algebras, *Algebr. and Represent. Theory* **9**, (2006), no. 4, 359–376, [arXiv:math.RT/0411238](#).
- [CK] P. Caldero and B. Keller, From triangulated categories to cluster algebras, *Invent. Math.* **172** (2008), 169–211, [arXiv:math.RT/0506018](#).
- [CK2] P. Caldero, B. Keller, From triangulated categories to cluster algebras II, *Ann. Sci. École Norm. Sup. (4)* **39** (2006), no. 6, 983–1009, [arXiv:math.RT/0510251](#).
- [CZ] P. Caldero and A. Zelevinsky, Laurent expansions in cluster algebras via quiver representations, *Mosc. Math. J.* **6** (2006), no. 3, 411–429, [arXiv:math.RT/0604054](#).
- [CP] G. Carroll and G. Price, (unpublished result).
- [EKLP] N. Elkies, G. Kuperberg, M. Larsen, J. Propp, Alternating-Sign Matrices and Domino Tilings (Part I), *J. Algebraic Combin.* **1** (1992), no. 2, 11–132, [arXiv:math/9201305](#).
- [FG1] V. Fock and A. Goncharov, Moduli spaces of local systems and higher Teichmüller theory. *Publ. Math. Inst. Hautes Études Sci.* No. 103 (2006), 1–211.
- [FG2] V. Fock and A. Goncharov, Cluster ensembles, quantization and the dilogarithm, preprint (2003), [arXiv:math.AG/0311149](#).
- [FG3] V. Fock and A. Goncharov, Dual Teichmüller and lamination spaces. Handbook of Teichmüller theory. Vol. I, 647–684, IRMA Lect. Math. Theor. Phys., 11, Eur. Math. Soc., Zürich, 2007.
- [FST] S. Fomin, M. Shapiro, and D. Thurston, Cluster algebras and triangulated surfaces. Part I: Cluster complexes, *Acta Math.* **201** (2008), 83–146. [arXiv/math.RA/060836](#).
- [FT] S. Fomin and D. Thurston, Cluster algebras and triangulated surfaces. Part II: Lambda lengths, preprint (2008), <http://www.math.lsa.umich.edu/~fomin/Papers/cats2.ps>.
- [FZ1] S. Fomin and A. Zelevinsky, Cluster algebras I. Foundations, *J. Amer. Math. Soc.* **15**(2), (2002), 497–529 (electronic), [arXiv:math.RT/0104151](#).
- [FZ2] S. Fomin and A. Zelevinsky, Cluster Algebras IV: Coefficients, *Comp. Math.* **143** (2007), 112–164, [arXiv:math.RA/0602259](#).
- [FZ3] S. Fomin and A. Zelevinsky, (unpublished result).
- [FK] C. Fu and B. Keller, On cluster algebras with coefficients and 2-Calabi-Yau categories, to appear in *Trans. Amer. Math. Soc.*, [arXiv:0710.3152](#).
- [GSV1] M. Gekhtman, M. Shapiro and A. Vainshtein, Cluster algebras and Poisson geometry. *Mosc. Math. J.* **3** (2003), no. 3, 899–934, 1199, [arXiv:math.QA/0208033](#).
- [GSV2] M. Gekhtman, M. Shapiro and A. Vainshtein, Cluster algebras and Weil-Petersson forms. *Duke Math. J.* **127** (2005), no. 2, 291–311, [arXiv:math.QA/0309138](#).
- [LF] D. Labardini-Fragoso, Quivers with potentials associated to triangulated surfaces, to appear in *Proc. Lond. Math. Soc.* [arXiv:0803.1328](#).
- [MP] G. Musiker and J. Propp, Combinatorial interpretations for rank-two cluster algebras of affine type. *Electron. J. Combin.* **14** (2007), no. 1, Research Paper 15, 23 pp. (electronic). [arXiv:math/0602408](#).
- [M] G. Musiker, A graph theoretic expansion formula for cluster algebras of classical type, to appear in *Ann. Comb.*, [arXiv:0710.3574](#).
- [MSW] G. Musiker, R. Schiffler and L. Williams, Positivity for cluster algebras from surfaces, preprint, [arXiv:0906.0748](#).
- [Pa] Y. Palu, Cluster characters for triangulated 2-Calabi-Yau categories, to appear in *Annales de l'Institut Fourier*, [arXiv:math/0703540](#).
- [Pr1] J. Propp, The combinatorics of frieze patterns and Markoff numbers, preprint (2005), [arXiv:math.CO/0511633](#).
- [Pr2] J. Propp, Lattice structure for orientations of graphs, preprint (1993), [arXiv:math/0209.5005](#).
- [S1] R. Schiffler, A cluster expansion formula (A_n case), *Electron. J. Combin.* **15** (2008), #R64 1, [arXiv:math.RT/0611956](#).
- [S2] R. Schiffler, On cluster algebras arising from unpunctured surfaces II, to appear in *Adv. Math.* [arXiv:0809.2593](#).
- [ST] R. Schiffler and H. Thomas, On cluster algebras arising from unpunctured surfaces, *Intern. Math. Res. Not.*, **17**, (2009), 3160–3189. [arXiv:0712.4131](#).
- [SZ] P. Sherman and A. Zelevinsky, Positivity and canonical bases in rank 2 cluster algebras of finite and affine types. *Mosc. Math. J.* **4** (2004), no. 4, 947–974, 982, [arXiv:math.RT/0307082](#).

- [Z] A. Zelevinsky, Semicanonical basis generators of the cluster algebra of type $A_1^{(1)}$. *Electron. J. Combin.* **14** (2007), no. 1, Note 4, 5 pp. (electronic), [arXiv:math.RA/0606775](https://arxiv.org/abs/math.RA/0606775).

Gregg Musiker
Department of Mathematics, Room 2-336
Massachusetts Institute of Technology
77 Massachusetts Ave.
Cambridge, MA 02139
musiker (at) math.mit.edu

Ralf Schiffler
Department of Mathematics
University of Connecticut
196 Auditorium Road
Storrs, CT 06269-3009
schiffler (at) math.uconn.edu